

Investigation of the parameters of a dense, inductively generated stripping plasma for the FAIR-Project*

A. Fedjuschenko, J. Jacoby, and C. Teske

Plasma physics Group, Institute of Applied Physics, Goethe University, 60438 Frankfurt, Germany

As higher charge states are essential for short acceleration distances in modern facilities like FAIR, a screw-pinch plasma device is set up at the IAP Plasma physics group in the Goethe University Frankfurt. This screw-pinch device is set up as an alternative solution to the theta-pinch device¹ and as possible alternative solution to the established stripping foils.

The objective of the experiment is the investigation of a new coil configuration, and the generation and maintenance of dense plasmas with different ignition parameters.

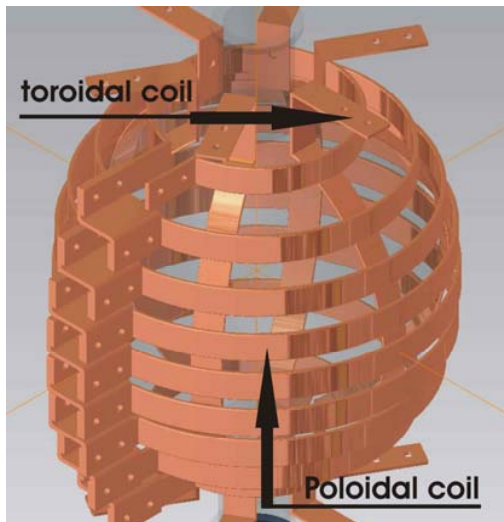


Figure 1: The construction of the coil

Figure 1 shows the configuration of the screw-pinch coils. This configuration consists of two coils, which are superimposed. The inner coil has 6 poloidal turns which are oriented along the Z-axis. The outer coil has 9 toroidal turns, which are in the XY-plane. The total inductance of the set up is $L \approx 11 \mu\text{H}$. The energy storage of the device consists of four capacitors with a capacitance of $25 \mu\text{F}$ each at a maximum charging voltage of 9300 V. The modular design of the capacitor bank can use capacitors single ($25 \mu\text{F}$), parallel (50, 75, $100 \mu\text{F}$) and in series (12,5 and $25 \mu\text{F}$). A thyatron (TD11-200k/25H) is used in order to switch the high voltage and current. The argon gas is used for the experiment.

Figure 2 shows a signal of the photodiode with a signal of a current curve. The photodiode signal is detected in the center of the recipient. The duration of the plasma discharge is about $500 \mu\text{s}$, and is repeatedly compressed

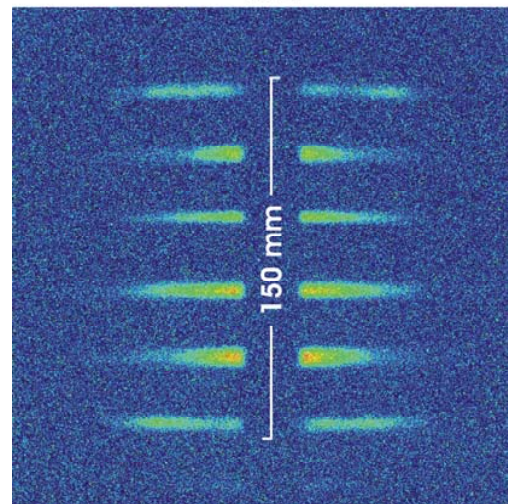
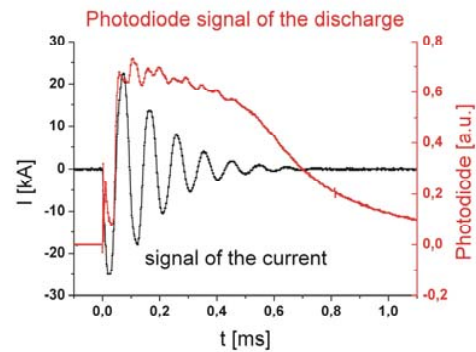


Figure 2: Above- the signal of the photodiode and current; below- plasma discharge at $74 \mu\text{s}$

to a cylindrical shape. The duration of the compression phase is about $10 \mu\text{s}$ and the length of the discharge is 150mm. The achieved average electron density of the plasma is $1,6 \cdot 10^{16} \text{ cm}^{-3}$. The maximum efficiency of the structure is achieved at a pressure of about $140 \pm 20 \text{ Pa}$ and is approximately $\eta = 70\%$ for frequency of 10 kHz (Capacitance $25 \mu\text{F}$) and charging voltage 18 kV.

References

- [1] C. Teske, Y. Liu, S. Blaes and J. Jacoby, "Electron density and plasma dynamics of a spherical theta pinch", Phys. Plasmas 19, 033505 (2012)

* This project was supported by BMBF and HGS-HIRE