

Mass measurements of neutron-deficient Y, Zr, and Nb isotopes and their impact on rp and νp nucleosynthesis processes



Y.M. Xing^{a,b}, K.A. Li^a, Y.H. Zhang^{a,c}, X.H. Zhou^{a,*}, M. Wang^{a,*}, Yu.A. Litvinov^{a,b,**}, K. Blaum^d, S. Wanajo^{e,f}, S. Kubono^{a,g,***}, G. Martínez-Pinedo^{b,h}, A. Sieverding^{b,h}, R.J. Chen^{a,b}, P. Shuai^a, C.Y. Fu^{a,i}, X.L. Yan^a, W.J. Huang^j, X. Xu^a, X.D. Tang^a, H.S. Xu^a, T. Bao^a, X.C. Chen^a, B.S. Gao^a, J.J. He^{a,k}, Y.H. Lam^a, H.F. Li^{a,i}, J.H. Liu^{a,i}, X.W. Ma^a, R.S. Mao^a, M. Si^{a,i}, M.Z. Sun^{a,i}, X.L. Tu^a, Q. Wang^{a,i}, J.C. Yang^a, Y.J. Yuan^a, Q. Zeng^{a,l}, P. Zhang^{a,i}, X. Zhou^{a,i}, W.L. Zhan^a, S. Litvinov^b, G. Audi^j, T. Uesaka^m, Y. Yamaguchi^m, T. Yamaguchiⁿ, A. Ozawa^o, C. Fröhlich^p, T. Rauscher^q, F.-K. Thielemann^r, B.H. Sun^s, Y. Sun^t, A.C. Dai^u, F.R. Xu^u

^a CAS Key Laboratory of High Precision Nuclear Spectroscopy and Center for Nuclear Matter Science, Institute of Modern Physics, Chinese Academy of Sciences, Lanzhou 730000, People's Republic of China

^b GSI Helmholtzzentrum für Schwerionenforschung, Planckstraße 1, 64291 Darmstadt, Germany

^c ExtreMe Matter Institute EMMI, GSI Helmholtzzentrum für Schwerionenforschung, Planckstraße 1, 64291 Darmstadt, Germany

^d Max-Planck-Institut für Kernphysik, Saupfercheckweg 1, 69117 Heidelberg, Germany

^e Department of Engineering and Applied Sciences, Sophia University, Chiyoda-ku, Tokyo 102-8554, Japan

^f iTHES Research Group, RIKEN, Wako, Saitama 351-0198, Japan

^g Center for Nuclear Study, University of Tokyo, Saitama 351-0198, Japan

^h Institut für Kernphysik (Theoriezentrum), Technische Universität Darmstadt, Schlossgartenstraße 2, 64289 Darmstadt, Germany

ⁱ University of Chinese Academy of Sciences, Beijing 100049, People's Republic of China

^j CSNSM, Univ Paris-Sud, CNRS/IN2P3, Université Paris-Saclay, 91405 Orsay, France

^k Key Laboratory of Optical Astronomy, National Astronomical Observatories, Chinese Academy of Sciences, Beijing 100012, People's Republic of China

^l Research Center for Hadron Physics, National Laboratory of Heavy Ion Accelerator Facility in Lanzhou and University of Science and Technology of China, Hefei 230026, People's Republic of China

^m RIKEN Nishina Center, RIKEN, Saitama 351-0198, Japan

ⁿ Department of Physics, Saitama University, Saitama 338-8570, Japan

^o Institute of Physics, University of Tsukuba, Ibaraki 305-8571, Japan

^p Department of Physics, North Carolina State University, Raleigh, NC 27695-8202, USA

^q Centre for Astrophysical Research, University of Hertfordshire, Hatfield AL10 9AB, UK

^r Department of Physics, University of Basel, Klingelbergstraße 82, CH-4056 Basel, Switzerland

^s School of Physics and Nuclear Energy Engineering, Beihang University, Beijing 100191, People's Republic of China

^t Department of Physics and Astronomy, Shanghai Jiao Tong University, Shanghai 200240, People's Republic of China

^u State Key Laboratory of Nuclear Physics and Technology, School of Physics, Peking University, Beijing 100871, People's Republic of China

ARTICLE INFO

Article history:

Received 31 October 2017

Received in revised form 16 March 2018

Accepted 5 April 2018

Available online 7 April 2018

Editor: V. Metag

Keywords:

Atomic masses

Ion storage ring

Isochronous mass spectrometry

ABSTRACT

Using isochronous mass spectrometry at the experimental storage ring CSRe in Lanzhou, the masses of ^{82}Zr and ^{84}Nb were measured for the first time with an uncertainty of ~ 10 keV, and the masses of ^{79}Y , ^{81}Zr , and ^{83}Nb were re-determined with a higher precision. The latter are significantly less bound than their literature values. Our new and accurate masses remove the irregularities of the mass surface in this region of the nuclear chart. Our results do not support the predicted island of pronounced low α separation energies for neutron-deficient Mo and Tc isotopes, making the formation of Zr–Nb cycle in the rp -process unlikely. The new proton separation energy of ^{83}Nb was determined to be 490(400) keV smaller than that in the Atomic Mass Evaluation 2012. This partly removes the overproduction of

* Corresponding authors at: Institute of Modern Physics, Chinese Academy of Sciences, 509 Nanchang Road, Lanzhou 730000, People's Republic of China.

** Corresponding author at: GSI Helmholtzzentrum für Schwerionenforschung, Planckstraße 1, 64291 Darmstadt, Germany.

*** Corresponding author at: Center for Nuclear Study, University of Tokyo, 2-1 Hirosawa, Saitama 351-0198, Japan.

E-mail addresses: zxh@impcas.ac.cn (X.H. Zhou), wangm@impcas.ac.cn (M. Wang), y.litvinov@gsi.de (Yu.A. Litvinov), kubono@riken.jp (S. Kubono).

rp-Process
vp-Process

the *p*-nucleus ^{84}Sr relative to the neutron-deficient molybdenum isotopes in the previous *vp*-process simulations.

© 2018 The Authors. Published by Elsevier B.V. This is an open access article under the CC BY license (<http://creativecommons.org/licenses/by/4.0/>). Funded by SCOAP³.

1. Introduction

Stellar nucleosynthesis, especially of heavy nuclei, is of great interest in nuclear astrophysics [1,2]. There are two well-known scenarios for producing almost all heavy chemical elements beyond Fe called *s*-process [2,3] and *r*-process [2,4]. Besides, there is a third class of stable nuclei categorized as *p*-nuclei [2,5] which amount to less than one percent of the elemental abundances above $Z \geq 34$. Most of the heavy *p*-nuclei can be explained by the photo-dissociation (γ -process) under high-temperature environments in supernova explosions. However, the “light *p*-nuclei” in the medium mass region, whose abundance ratios are anomalously large, cannot be understood in the framework of standard nucleosynthesis [5,6]. Natural consideration is a contribution from explosive burning through hydrogen-rich region, like the *rp*- [7] or *vp*- [8–10] processes. Recently, a possibility of a synthesis in the Type Ia supernovae was also reported [11]. Specifically, we concentrate here on the study of possible contributions of the *rp*-process and *vp*-process for the light *p*-nuclei around $A \sim 90$ –100, including $^{92,94}\text{Mo}$ and ^{84}Sr [8–10,12]. Here, ^{84}Sr is also considered to be anomalously abundant *p*-nuclide [13], as the absolute abundance is comparable to those of $^{92,94}\text{Mo}$.

The astrophysical *rp*- [7] and *vp*- [8–10] processes have been suggested [14,15] to describe the production of light *p*-nuclei. The former is related to type I X-ray bursts which occur on the surface of neutron stars accreting H- and He-rich matter from a companion star in a stellar binary system. The bursts appear periodically in hours or days corresponding to the matter-accumulation time and last for tens to hundreds of seconds. During this time neutron-deficient nuclei up to Sn region [15,16] can be synthesized via a sequence of proton captures and β^+ decays. Although there is still a debate on the contribution of type I X-ray bursts to the galactic element abundances [17], such scenarios can not be totally excluded. The *vp*-process is considered to occur in the inner ejecta of core-collapse supernovae which last for less than 10 s [8–10]. Here, slow β^+ decays of the waiting point nuclei are replaced by fast (n, p) reactions, where neutrons are produced in reactions of electron anti-neutrinos in the neutrino winds with free protons in the ejecta. The *vp*-process can produce light *p*-nuclei up to $A \sim 110$ including $^{92,94}\text{Mo}$, $^{96,98}\text{Ru}$, and ^{84}Sr [8–10]. All the *vp*-process simulations predict quite high production of ^{84}Sr , which might be due to insufficiently known nuclear data and/or *vp*-process scenarios.

Although both, *rp*- and *vp*-, processes are sensitive to the physical conditions of the stellar environments [13,18], nuclear physics parameters, especially the atomic masses of nuclides along the reaction paths, play a crucial role [13,19–21]. On the one hand, *rp*-process model calculations based on the finite range droplet mass model 1992 (FRDM’92) [22] predicted the formation of a Zr–Nb cycle [14]. The latter has been emphasized recently based on the previous experimental mass values because it would impose an upper temperature limit for the synthesis of elements beyond Nb [23]. On the other hand, the production of light *p*-nuclei in the *vp*-process relies on unknown or highly uncertain masses in the $A = 79$ –84 region. In particular precise masses [24–27] of nuclei along the path are important to explain the observed solar abundances of ^{92}Mo and ^{94}Mo [24,25]. By taking the data from the 2003 Atomic Mass Evaluation (AME’03) [28], it has already been shown that masses of ^{82}Zr and ^{83}Nb are crucial for the production

of ^{84}Sr [8,13]. Learning about the contribution of the *vp*-process to ^{84}Sr can be decisive in understanding the origin of the most mysterious *p*-nuclei $^{92,94}\text{Mo}$ [13].

In this Letter, we report on precision mass measurements of five nuclei around $A \sim 79$ –84. We address the region of low α -separation energies predicted by FRDM’92 in neutron-deficient Mo and Tc isotopes and conclude on an impossible existence of the Zr–Nb cycle in the *rp*-process. Furthermore, we discuss the over-production of ^{84}Sr in the *vp*-process.

2. Experiment

The experiment was conducted at the HIRFL-CSR accelerator complex [29,30] in the Institute of Modern Physics in Lanzhou. It was done in a similar way to our previous measurements described in Refs. [31–33]. Therefore only a brief description and specific details are given here.

A 400 MeV/u $^{112}\text{Sn}^{35+}$ primary beam of about 8×10^7 particles per spill was delivered by the heavy-ion synchrotron CSRm and focused upon a ~ 10 mm ^9Be target placed at the entrance of the fragment separator RIBLL2. The reaction products from projectile fragmentation of ^{112}Sn emerged from the target mainly as bare ions. They were analyzed in flight [34] by RIBLL2. A cocktail beam including the ions of interest was then injected into the experimental storage ring CSRe. The RIBLL2-CSRe were set to $B\rho = 5.3347$ Tm corresponding to the maximum transmission for ^{101}In . The CSRe was tuned into the isochronous ion-optical mode with the transition point set to $\gamma_t = 1.302$. In this mode the revolution times of the ions depend in first order only on their mass-to-charge ratios [35–38].

A dedicated timing detector [39] was installed inside the CSRe aperture. It was equipped with a $19 \mu\text{g}/\text{cm}^2$ carbon foil of 40 mm in diameter. Each time when an ion passed through the foil, secondary electrons were released from the foil surface. The electrons were transmitted isochronously by perpendicularly arranged electric and magnetic fields to a micro-channel plate (MCP) counter. The signals from the MCP were guided without amplification directly to a fast digital oscilloscope. The detection efficiency of the detector varied from about 20% to 80% depending on the overall number of stored ions and their charge. For each injection, a measurement time of 200 μs , triggered by the CSRe injection kicker, was set corresponding to about 300 revolutions of the ions in the CSRe.

Considered in the analysis were the ions which satisfied two requirements simultaneously: (1) at least 40 time signals were recorded for each ion and (2) the ion should circulate in the ring for more than 50 μs . The revolution time spectrum was obtained from all injections analogously to our previous analyses, details of which can be found in Refs. [31–33].

3. Data analysis and results

Fig. 1(a) shows a part of the spectrum zoomed on a time window of $662.7 \text{ ns} \leq t \leq 669.9 \text{ ns}$. From this spectrum, the average revolution time, T , and its standard deviation, σ_T , for each ion have been extracted. Most of the measured nuclides have masses known with high precision. We used $N_c = 28$ nuclides with well-known mass values for mass calibration (Fig. 1(b)). A third order polynomial function of mass-to-charge ratio versus T was used for

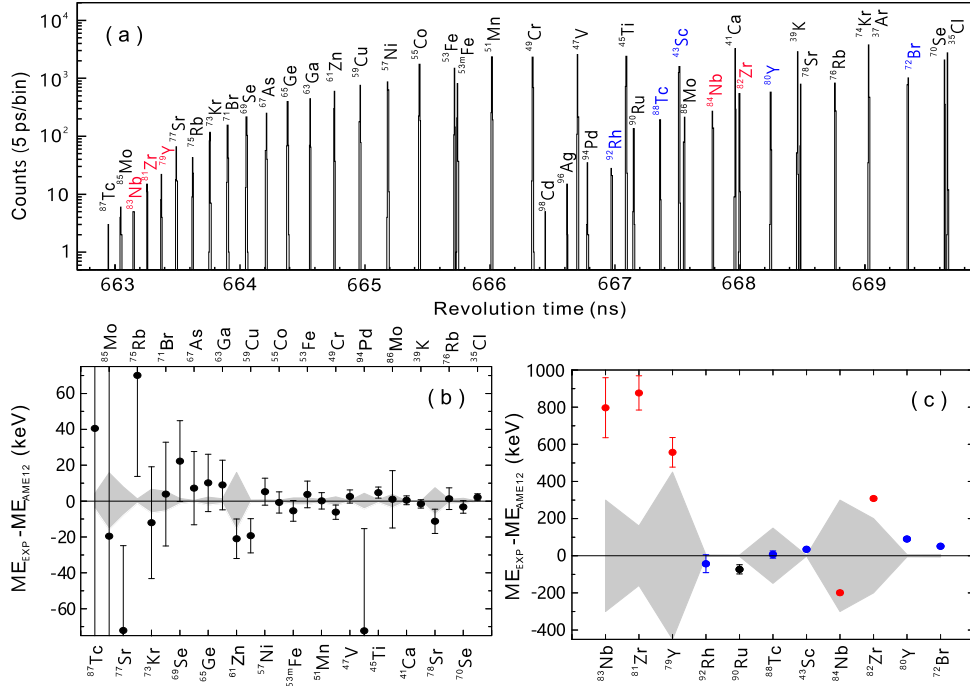


Fig. 1. (a) Part of the revolution time spectrum. The nuclides of interest are indicated with red letters; the peaks with possible isomer mixture not resolved in this work are shown with blue letters. Bottom: Differences between the re-determined mass excess values from this work (ME_{EXP}) and those from AME'12 [41]. Note that each of the ME_{EXP} values in Fig. 1(b) is re-determined by using the other 27 references, while the ME_{EXP} values in Fig. 1(c) are determined by using all 28 nuclides for mass calibration (see text for details). The gray shadows represent the 1σ errors from AME'12. (For interpretation of the colors in the figure(s), the reader is referred to the web version of this article.)

Table 1

One standard deviation of the revolution times (σ_T), counts, the mass excess (ME) values and proton separation energies (S_p) based on this work (IMS) and AME'12 [41]. The differences ($ME_{IMS} - ME_{AME'12}$ and $S_{pIMS} - S_{pAME'12}$) are also listed. The symbol “#” indicates the one from at least one extrapolated values.

Atom	σ_T (ps)	Counts	ME_{IMS} (keV)	$ME_{AME'12}$ (keV)	ΔME (keV)	S_{pIMS} (keV)	$S_{pAME'12}$ (keV)	ΔS_p (keV)
⁷⁹ Y	2.38	34	−57803(80)	−58360(450)	557(457)	1918(80)	2475(450)	−557(457)
⁸¹ Zr	2.36	26	−57524(92)	−58400(160)	876(185)	3666(92)	4542(160)	−876(185)
⁸² Zr	1.12	558	−63632(10)	−63940(200)#	308(200)#	5209(11)	5517(200)#	−308(200)#
⁸³ Nb	2.53	10	−57613(162)	−58410(300)	797(341)	1270(162)	1759(361)#	−489(396)#
⁸⁴ Nb	1.14	407	−61219(12)	−61020(300)#	−199(300)#	2597(14)	2398(300)#	199(300)#
⁷⁸ Y	–	–	−52397(300)#	−52530(400)#	133(500)#	1883(300)#	2016(400)#	−133(500)#
⁸⁰ Zr	–	–	−54176(250)#	−55520(1490)	1344(1511)#	3662(262)#	4449(1557)	−787(1579)#
⁸² Nb	–	–	−51790(250)#	−52200(300)#	410(391)#	1555(266)#	1089(340)#	466(432)#
⁸⁴ Mo	–	–	−53958(250)#	−54500(400)#	542(472)#	3634(298)#	3379(500)#	255(582)#

the calibration. The obtained results are listed in Table 1. Since our new experimental data were included as private communications into the latest AME'16 [40], for comparison we use AME'12 [41].

We have re-determined the masses of each of the N_c nuclides using the other $N_c - 1$ ones as references. The differences between the re-determined mass excesses (ME) and the literature ones [41] are compared in Fig. 1(b). The normalized χ_n defined as

$$\chi_n = \sqrt{\frac{1}{n_f} \sum_{i=1}^{N_c} \frac{[(ME)_{CSRe,i} - (ME)_{AME,i}]^2}{\sigma_{CSRe,i}^2 + \sigma_{AME,i}^2}} \quad (1)$$

is calculated with $n_f = N_c$ being the number of degrees of freedom. The calculated $\chi_n = 0.90$ is within the expected range of $\chi_n = 1 \pm 1/\sqrt{2n_f} = 1 \pm 0.13$ at 1σ confidence level, indicating that no additional systematic errors have to be considered.

Our measurements yield the ME values of ⁸²Zr and ⁸⁴Nb for the first time, within an uncertainty of as low as 10 ~ 12 keV. The masses of ⁸¹Zr and ⁸³Nb are obtained to be 876(185) keV and 797(341) keV, respectively, larger than in AME'12 [41]. We note

that the previous ME values for ⁸¹Zr as well as ⁸⁵Mo are both inferred from the measurements of β -delayed proton emissions [42]. In the case of ⁸⁵Mo, a recent SHIPTRAP experiment [23] has shown that it is 1.59 MeV less bound than the literature value [42]. We now show that also ⁸¹Zr is by ~ 1 MeV less bound than the one from the same work [42]. Similarly, the masses of ⁸³Nb and ⁸⁵Nb were previously obtained from the β -endpoint measurements [43]. Both nuclei are found to be significantly less bound in a JYFLTRAP experiment (⁸⁵Nb, by 877 keV) [44] and in this work (⁸³Nb, by 797 keV).

Fig. 2 shows two-proton (S_{2p}) and two-neutron (S_{2n}) separation energies for the neutron deficient isotopes in the $A = 80$ mass region. If our new mass values are used, the systematic trends of S_{2p} and S_{2n} become much smoother. In particular, the striking irregularities in S_{2n} for ⁸¹Y, ⁸³Zr and ⁸⁵Nb (see the lower panel of Fig. 2) are removed. Using the systematics of S_{2p} , S_{2n} , as well as S_p and S_n , the masses of ⁷⁸Y, ⁸⁰Zr, ⁸²Nb and ⁸⁴Mo are extrapolated and averaged as given in Table 1. Details of this analysis will be presented in a forthcoming article.

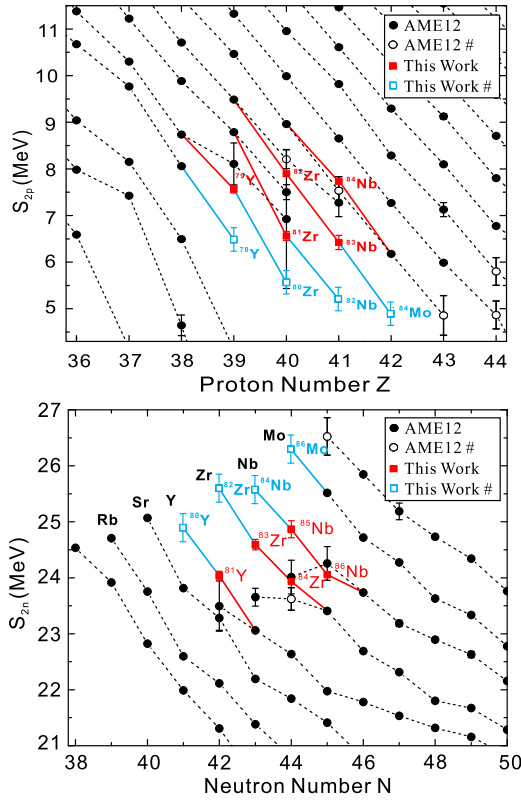


Fig. 2. Two-proton (S_{2p}) and two-neutron (S_{2n}) separation energies from AME'12 (black) and this work (red and blue). Measured values are indicated by filled symbols. Extrapolated values (at least one from two masses is extrapolated) are indicated by open symbols.

The deviations of the re-determined ME s for ^{43}Sc , ^{80}Y , and ^{72}Br are due to the known isomers [41] at 151-keV, 228-keV, and 100-keV excitation energies, respectively. Isomeric states have been suggested in ^{88}Tc [45,46] and ^{92}Rh [47]. Our mass value for ^{88}Tc agrees well with the result from JYFLTRAP [25]. We note, that the widths of the revolution time peaks of ^{88}Tc and ^{92}Rh follow the systematics. This can indicate that either only one state is mainly produced in the employed nuclear reaction or the excitation energies of these isomers are very small. We also note, that Ref. [48] did not observe the population of the isomeric state in ^{92}Rh in fragmentation reaction.

The determined ME value for ^{90}Ru is by 73(25) keV more bound compared to the precise value in the literature [41] obtained from three independent penning trap measurements [25, 27]. The reason for this discrepancy is unknown and needs further investigation. Using ^{90}Ru as a calibrant does not affect the results listed in Table 1.

4. rp -Process

Our new results question the pronounced island of low α separation energies (S_α) in neutron-deficient Mo isotopes, which was predicted by FRDM'92 [22]. However such low S_α value at ^{84}Mo was not supported by, e.g., the FRDM'12 [49] and WS4 [50] mass models, though they also show a minimum in the alpha separation energies. Fig. 3 depicts the experimental and theoretical S_α values for Mo isotopes. The S_α values of ^{85}Mo and ^{86}Mo in AME'12 follow the predictions of FRDM'92 if the previously known experimental mass of ^{81}Zr and the extrapolated one of ^{82}Zr [41,42] are used. A sudden drop of S_α at ^{85}Mo was called to be the first evidence of the pronounced low- S_α island [23]. However, if our

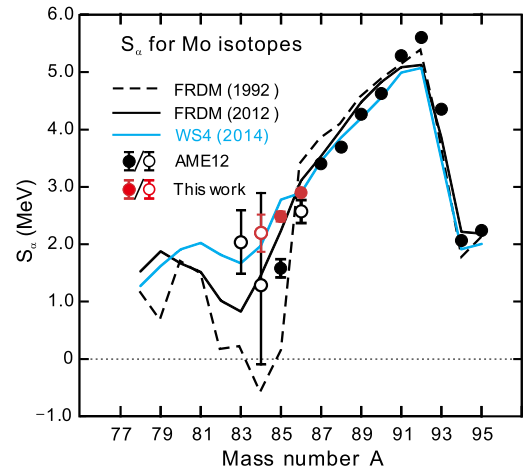


Fig. 3. α separation energies, S_α , for Mo isotopes. The open circle indicates S_α from at least one extrapolated mass value. The lines are from different mass models (see text).

accurate masses of $^{81,82}\text{Zr}$ are used, S_α decreases smoothly with A down to ^{85}Mo and no sudden drop of S_α at ^{85}Mo is observed. It is also the case for Tc isotopes, for which the reported sudden decrease of S_α at ^{87}Tc [23] is now removed due to our new mass of ^{83}Nb . Fig. 3 shows that the new experimental S_α data can be well described by the latest version of FRDM'12 [49] and WS4 [50] mass models. The latter has been found to be the most accurate model in various mass regions [51,52]. We note, that the extrapolated $S_\alpha(^{84}\text{Mo})$ agrees well with the prediction by the WS4 model. The facts above indicate that the claimed pronounced low- S_α island in neutron-deficient Mo isotopes does not exist.

The non-existence of the low- S_α island in neutron-deficient Mo isotopes questions the formation of the predicted Zr–Nb cycle in the rp -process of type I X-ray bursts [14]. Such Zr–Nb cycle is characterized by large $^{84}\text{Mo}(\gamma, \alpha)^{80}\text{Zr}$ and $^{83}\text{Nb}(p, \alpha)^{80}\text{Zr}$ reaction rates, which sensitively depend on $S_\alpha(^{84}\text{Mo})$, i.e., the mass difference between ^{84}Mo and ^{80}Zr . Based on our extrapolated masses of ^{84}Mo and ^{80}Zr , we obtain $S_\alpha(^{84}\text{Mo}) = 2.21(35)^{\#}$ MeV. This value agrees with the previous extrapolations but is somewhat higher than the values used in the previous type I X-ray burst model calculations in Refs. [14,23]. Furthermore, it indicates that the expected large $^{84}\text{Mo}(\gamma, \alpha)^{80}\text{Zr}$ and $^{83}\text{Nb}(p, \alpha)^{80}\text{Zr}$ reaction rates could significantly be reduced, leading to a weakening or even disappearance of the Zr–Nb cycle in the rp -process in type I X-ray bursts.

Network calculations [53] based on the type I X-ray burst model of Schatz et al. [15] have been performed using the new reaction rates obtained with the Talys code [54,55]. We define a cycle branching ratio as the fraction of the flow ending at ^{80}Zr via the $^{83}\text{Nb}(p, \alpha)^{80}\text{Zr}$ and $^{84}\text{Mo}(\gamma, \alpha)^{80}\text{Zr}$ reactions. Calculations show that if our new results are used, the reaction rates favoring the formation of the Zr–Nb cycle are reduced by orders of magnitude. Fig. 4 shows the cycle branching ratio as a function of burst time for a typical burst [15]. Under the favorable conditions we assume the 1σ upper or lower limits of mass uncertainties which give the largest Q -value for the $^{83}\text{Nb}(p, \alpha)^{80}\text{Zr}$ reaction and the smallest α separation energy of ^{84}Mo . If the favorable masses from AME'12 are used (black solid line in Fig. 4), a large branching ratio can be found at the peak temperature of ~ 1.9 GK, which is the same result as obtained in Ref. [23]. The branching ratio is reduced quickly as the temperature decreases to below 1.4 GK. However, if our new masses are taken, the branching ratio into the Zr–Nb cycle is decreased, as demonstrated by the red line in Fig. 4, by several orders of magnitude even at the peak temperature of ~ 1.9 GK.

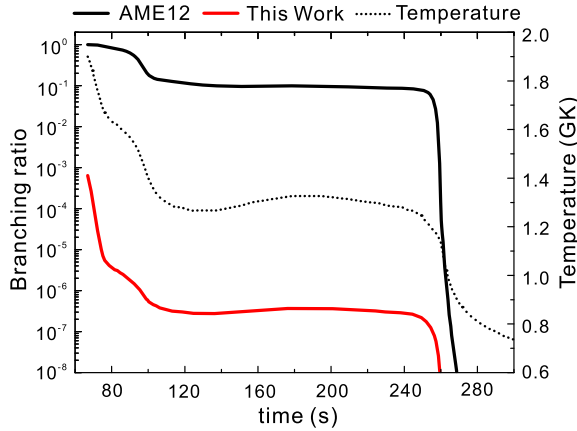


Fig. 4. Fraction of the reaction flow branching into the Zr–Nb cycle under the most favorable conditions (see text for details) if using the masses from AME’12 (black line) and from this work (red line). The dashed black line shows the temperature varying within the burst time. For clarity, only the cooling stage is presented.

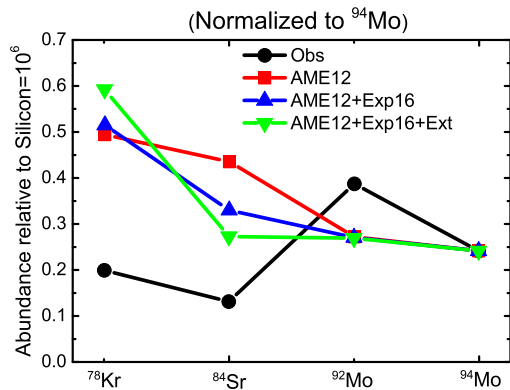


Fig. 5. Observed Solar system abundances (Obs) [56] and νp -process calculations based on the mass values from AME’12 (AME12), our new mass values (Exp16) and our extrapolated mass values (Ext). Note that all the calculated abundances are normalized to ^{94}Mo .

Until recently it has been assumed that at high temperatures (above 2 GK) the rp -process flow stalls at the ^{56}Ni waiting point. However, with the new mass measurement of ^{56}Cu [57] there might be some flow bypassing the ^{56}Ni waiting point. Furthermore, there might be a possibility of an rp -process environment with seed nuclei beyond ^{56}Ni or with slowly rising temperature to make the flow pass through ^{56}Ni before reaching high temperatures. In such cases, the Zr–Nb cycle may have been relevant as a further hindrance until temperatures declined down to 1.7 GK. Our new results with certainty remove this barrier.

5. νp -Process

In order to examine the effect of the new masses on the νp -process, we used a semi-analytic neutrino-driven wind model and the reaction network code to obtain the thermodynamic trajectories of neutrino-driven outflows and productions of νp -process. More details can be found in Ref. [13]. The parameters of the wind model are the “standard” ones which represent typical supernova conditions.

Our calculations show that the new masses mainly affect the mass fractions in the mass region of $A = 76 \sim 86$. In Fig. 5 we show the resulting abundances for the p -nuclei in this mass region. We normalize the results to the abundance of ^{94}Mo and compare to the solar system abundances [56] shown as filled black circles. The new masses affect neither ^{92}Mo nor ^{94}Mo . Even

though in our calculation ^{92}Mo is a little bit more abundant than ^{94}Mo , it is not sufficient to explain the observed solar $^{92}\text{Mo}/^{94}\text{Mo}$ abundance ratio, which requires another mechanism as suggested by Wanajo [9], Fisker [26], and Travaglio [11]. However, the new masses have considerable effects on the production of p -nuclei ^{78}Kr and ^{84}Sr .

^{78}Sr is the progenitor of ^{78}Kr . Obviously, the production of ^{78}Sr is affected by the extrapolated masses of neighboring ^{78}Y and ^{80}Zr and by the measured mass of ^{79}Y . The relative abundance of ^{78}Kr is slightly increased in the calculations if our new results are taken into account. Thus the overproduction of ^{78}Kr relative to ^{94}Mo becomes even stronger. This result calls for further precision mass measurements of the neighboring $N=Z$ nuclides. Also, it gives support for the reconsideration of the significant νp -process contribution to ^{94}Mo abundance as suggested by Wanajo [13].

Furthermore, the abundance of ^{84}Sr , which appears overproduced with respect to the Mo isotopes in previous calculations, is reduced. This change, which is largely related to the decrease by ~ 500 keV of the proton separation energy of ^{83}Nb , modifies the reaction flow from $^{82}\text{Zr}(p, \gamma)^{83}\text{Nb}(p, \gamma)^{84}\text{Mo}$ to $^{82}\text{Zr}(p, \gamma)^{83}\text{Nb}(n, p)^{83}\text{Zr}(p, \gamma)^{84}\text{Nb}$. Hence, ^{84}Nb becomes the progenitor of ^{84}Sr if the new masses are used instead of ^{84}Mo if the masses from the AME’12 are considered. This change alone will lead to a substantial decrease in the production of ^{84}Sr . However, it is partly compensated by the increase in the proton separation energy of ^{82}Nb . The latter allows for the reaction sequence $^{81}\text{Zr}(p, \gamma)^{82}\text{Nb}(n, p)^{82}\text{Zr}$ feeding into the reaction chain described above. The proton separation energy of ^{82}Nb is based on the extrapolation. It is rather close to the value defining the νp -process path assuming $(p, \gamma) \rightleftharpoons (\gamma, p)$ equilibrium, which is about 1.65 MeV for the conditions considered here. An experimental mass for ^{82}Nb would thus be highly welcome.

6. Summary

In summary, the masses of five neutron-deficient nuclei, ^{79}Y , $^{81,82}\text{Zr}$, and $^{83,84}\text{Nb}$ have been precisely measured using isochronous mass spectrometry at HIRFL-CSR. Our new mass values do not support the existence of a pronounced low- S_{α} island in Mo isotopes. As a consequence, the predicted Zr–Nb cycle in the rp -process of type I X-ray bursts does not exist or at least is much weaker than previously expected. Furthermore, our new data allowed for elimination of some uncertainties in the νp -process induced by the poorly-known nuclear masses. Based on our new mass values, the abundance estimation of the νp -process to the p -nuclides in the $A \sim 90$ region lies now on a more solid basis in terms of masses, although there are other yet unknown physical parameters, such as (n, p) reaction rates. Particularly, the new masses lead to a reduction of the ^{84}Sr abundance. This reduces the overproduction of ^{84}Sr relative to $^{92,94}\text{Mo}$ which was found in the previous νp -process calculations [8,10,13]. Our study also implies that additional important mechanisms beyond the νp -process, such as the effect of neutrino oscillations [58–60], are needed to explain the observed p -nuclei abundances.

Acknowledgements

We thank also the staffs in the accelerator division of IMP for providing stable beam. This work is supported in part by the National Key Program for S&T Research and Development (Contract No. 2016YFA0400504), the Major State Basic Research Development Program of China (Contract No. 2013CB834401), the Key Research Program of Frontier Sciences, CAS (Grant No. QYZDJ-SSW-S), the National Natural Science Foundation of China (NSFC) (Grants No. 11320101004, 11575007, 11605252, 11711540016, 11575112,

11605248, 11605249, and 11605267), the Helmholtz-CAS Joint Research Group (Grant No. HCJRG-108), and the European Research Council (ERC) under the European Union's Horizon 2020 research and innovation programme (grant agreement No 682841 "AS-TRUm"). S.W. acknowledges support by the RIKEN iTHES Project and the JSPS Grants-in-Aid for Scientific Research (Grant No. 26400232 and 26400237). Y.A.L. acknowledges support by the CAS President's International Fellowship Initiative Grant (Grant No. 2016VMA043). Y.H.L. thanks for support from the Ministry of Science and Technology of China (Talent Young Scientist Program) and from the China Postdoctoral Science Foundation (Grant No. 2014M562481). Y.H.Z. acknowledges support by the ExtreMe Matter Institute EMMI at the GSI Helmholtzzentrum für Schwerionenforschung, Darmstadt, Germany. X.X. and Y.M.X. thank for support from CAS "Light of West China" Program. A.S. and G.M.P. acknowledge support from the Deutsche Forschungsgemeinschaft through contract SFB 1245. K.B. and G.M.P. thank for support from the Nuclear Astrophysics Virtual Institute (NAVI) of the Helmholtz Association. C.F. acknowledges support by the U.S. Department of Energy, Office of Science under Award Number SC0010263.

References

- [1] T. Rauscher, *AIP Adv.* 4 (2014) 041012.
- [2] C.A. Bertulani, T. Kajino, *Prog. Part. Nucl. Phys.* 89 (2016) 56.
- [3] F. Kappeler, R. Gallino, S. Bisterzo, W. Aoki, *Rev. Mod. Phys.* 83 (2011) 157.
- [4] M. Arnould, S. Goriely, K. Takahashi, *Phys. Rep.* 450 (2007) 97.
- [5] M. Arnould, S. Goriely, *Phys. Rep.* 384 (2003) 1.
- [6] T. Rauscher, et al., *Astrophys. J.* 576 (2002) 323.
- [7] R.K. Wallace, S.E. Woosley, *Astrophys. J. Suppl. Ser.* 45 (1981) 389.
- [8] C. Fröhlich, et al., *Phys. Rev. Lett.* 96 (2006) 142502.
- [9] S. Wanajo, *Astrophys. J.* 647 (2006) 1323.
- [10] J. Pruet, et al., *Astrophys. J.* 644 (2006) 1028.
- [11] C. Travaglio, et al., *Astrophys. J.* 739 (2011) 93.
- [12] S.E. Woosley, et al., *Astrophys. J.* 356 (1990) 272.
- [13] S. Wanajo, H.-Th. Janka, S. Kubono, *Astrophys. J.* 729 (2011) 46.
- [14] H. Schatz, et al., *Phys. Rep.* 294 (1998) 167.
- [15] H. Schatz, et al., *Phys. Rev. Lett.* 86 (2001) 3471.
- [16] V.-V. Elomaa, et al., *Phys. Rev. Lett.* 102 (2009) 252501.
- [17] A. Parikh, et al., *Prog. Part. Nucl. Phys.* 69 (2013) 225.
- [18] A. Arcones, C. Fröhlich, G. Martínez-Pinedo, *Astrophys. J.* 750 (2012) 18.
- [19] A. Parikh, et al., *Phys. Rev. C* 79 (2009) 045802.
- [20] G. Martínez-Pinedo, et al., in: *Handbook of Supernovae*, Springer International Publishing, Cham, 2016, pp. 1–37.
- [21] H. Schatz, W.-J. Ong, *Astrophys. J.* 844 (2017) 139.
- [22] P. Möller, et al., *At. Data Nucl. Data Tables* 59 (1995) 185.
- [23] E. Haettner, et al., *Phys. Rev. Lett.* 106 (2011) 122501.
- [24] J. Fallis, et al., *Phys. Rev. C* 78 (2008) 022801.
- [25] C. Weber, et al., *Phys. Rev. C* 78 (2008) 054310.
- [26] J.L. Fisker, et al., *Astrophys. J. Lett.* 690 (2009) L135.
- [27] J. Fallis, et al., *Phys. Rev. C* 84 (2011) 045807.
- [28] G. Audi, A.H. Wapstra, C. Thibault, *Nucl. Phys. A* 729 (2003) 337.
- [29] J.W. Xia, et al., *Nucl. Instrum. Methods A* 488 (2002) 11.
- [30] W.L. Zhan, et al., *Nucl. Phys. A* 834 (2010) 694c.
- [31] X.L. Tu, et al., *Nucl. Instrum. Methods A* 654 (2011) 213.
- [32] P. Shuai, et al., *arXiv:1407.3459*.
- [33] R.J. Chen, et al., *Comput. Phys. Commun.* 221 (2017) 216.
- [34] H. Geissel, et al., *Nucl. Instrum. Methods B* 70 (1992) 286.
- [35] M. Hausmann, et al., *Nucl. Instrum. Methods A* 446 (2000) 569.
- [36] B. Franzke, et al., *Mass Spectrom. Rev.* 27 (2008) 428.
- [37] F. Bosch, et al., *Prog. Part. Nucl. Phys.* 73 (2013) 84.
- [38] Y.H. Zhang, et al., *Phys. Scr.* 91 (2016) 073002.
- [39] B. Mei, et al., *Nucl. Instrum. Methods A* 624 (2010) 109.
- [40] G. Audi, et al., *Chin. Phys. C* 41 (2017) 030001; M. Wang, et al., *Chin. Phys. C* 41 (2017) 030003.
- [41] M. Wang, et al., *Chin. Phys. C* 36 (2012) 1603; G. Audi, et al., *Chin. Phys. C* 36 (2012) 1157.
- [42] W.X. Huang, et al., *Phys. Rev. C* 59 (1999) 2402.
- [43] T. Kuroyanagi, et al., *Nucl. Phys. A* 484 (1988) 264.
- [44] A. Kankainen, et al., *Eur. Phys. J. A* 29 (2006) 271.
- [45] A. Odahara, et al., *Z. Phys. A* 354 (1996) 231.
- [46] A.B. Garnsworthy, et al., *Phys. Rev. C* 80 (2009) 064303.
- [47] S. Dean, et al., *Eur. Phys. J. A* 21 (2004) 243.
- [48] G. Lorusso, et al., *Phys. Rev. C* 86 (2012) 014313.
- [49] P. Möller, et al., *At. Data Nucl. Data Tables* 109–110 (2016) 1.
- [50] N. Wang, M. Liu, X.Z. Wu, J. Meng, *Phys. Lett. B* 734 (2014) 215.
- [51] A. Sobczewski, Yu.A. Litvinov, *Phys. Rev. C* 89 (2014) 024311.
- [52] A. Sobczewski, et al., *At. Data Nucl. Data Tables* 119 (2018) 1.
- [53] M.J. Bojazi, B.S. Meyer, *Phys. Rev. C* 89 (2014) 025807.
- [54] S. Goriely, S. Hilaire, A.J. Koning, *Astron. Astrophys.* 487 (2008) 767.
- [55] A.J. Koning, S. Hilaire, M.C. Duijvestijn, in: *International Conference on Nuclear Data for Science and Technology*, vol. 1, Proceedings, 2008, p. 211.
- [56] K. Lidders, *Astrophys. J.* 591 (2003) 1220.
- [57] A.A. Valverde, et al., *Phys. Rev. Lett.* 120 (2018) 032701.
- [58] R.D. Hoffmann, et al., *Astrophys. J.* 460 (1996) 478.
- [59] M.R. Wu, et al., *Phys. Rev. D* 91 (2015) 065016.
- [60] H. Sasaki, et al., *Phys. Rev. D* 96 (2017) 043013.