



# $f_0(980)$ production in inelastic pp collisions at $\sqrt{s} = 5.02$ TeV

ALICE Collaboration\*



## ARTICLE INFO

## Article history:

Received 22 June 2022

Received in revised form 2 November 2022

Accepted 21 December 2022

Available online 17 September 2023

Editor: M. Doser

Dataset link: [https://](https://www.hepdata.net/record/jins2094796)[www.hepdata.net/record/jins2094796](https://www.hepdata.net/record/jins2094796)

## ABSTRACT

The measurement of the production of  $f_0(980)$  in inelastic pp collisions at  $\sqrt{s} = 5.02$  TeV is presented. This is the first reported measurement of inclusive  $f_0(980)$  yield at LHC energies. The production is measured at midrapidity,  $|y| < 0.5$ , in a wide transverse momentum range,  $0 < p_T < 16$  GeV/c, by reconstructing the resonance in the  $f_0(980) \rightarrow \pi^+\pi^-$  hadronic decay channel using the ALICE detector. The  $p_T$ -differential yields are compared to those of pions, protons and  $\phi$  mesons as well as to predictions from the HERWIG 7.2 QCD-inspired Monte Carlo event generator and calculations from a coalescence model that uses the AMPT model as an input. The ratio of the  $p_T$ -integrated yield of  $f_0(980)$  relative to pions is compared to measurements in  $e^+e^-$  and pp collisions at lower energies and predictions from statistical hadronisation models and HERWIG 7.2. A mild collision energy dependence of the  $f_0(980)$  to pion production is observed in pp collisions from SPS to LHC energies. All considered models underpredict the  $p_T$ -integrated  $2f_0(980)/(\pi^+ + \pi^-)$  ratio. The prediction from the canonical statistical hadronisation model assuming a zero total strangeness content of  $f_0(980)$  is consistent with the data within  $1.9\sigma$  and is the closest to the data. The results provide an essential reference for future measurements of the particle yield and nuclear modification in p-Pb and Pb-Pb collisions, which have been proposed to be instrumental to probe the elusive nature and quark composition of the  $f_0(980)$  scalar meson.

© 2022 The Author(s). Published by Elsevier B.V. This is an open access article under the CC BY license (<http://creativecommons.org/licenses/by/4.0/>). Funded by SCOAP<sup>3</sup>.

## 1. Introduction

The conventional picture for the classification of hadrons is based on the constituent quark model introduced in the 1960s [1], in which the observed mesons and baryons are described as colourless  $q\bar{q}$  and  $qqq$  bound states, respectively. Most of the known observed states fit into the quark model picture. At the same time, there are states whose quantum numbers are known but their mass and width have not been measured, and observed resonances whose properties suggest an exotic structure [2]. One remarkable case is that of the light scalar mesons, light-flavoured states with spin zero, positive parity and charge ( $J^{PC} = 0^{++}$ ) and masses below  $2$  GeV/ $c^2$ , whose identification represents a long-standing puzzle in particle physics [3–8]. From a theoretical point of view, the structure of these states is highly debated [2]: light scalar mesons could be conventional  $q\bar{q}$  mesons, or compact  $(qq)(\bar{q}\bar{q})$  structures (tetraquarks), or meson–meson bound states in the form of hadronic molecules, or a superposition of all these components, or glueballs.

From an experimental point of view, light scalar resonances are typically reconstructed via their dominant decay channels into pseudoscalar mesons (e.g.,  $\pi\pi$ ,  $\eta\pi$ ,  $\eta\eta$ ...). The states decaying into pions, in particular, have large characteristic decay widths, of the

order of few tens to few hundreds of MeV/ $c^2$ , due to the large available phase space. Therefore, the isolation of the particle signals is particularly challenging as broad signals strongly overlap. In addition, for some of the scalar meson states, different decay channels can open up within a short mass interval and distort the line shapes of the nearby resonances.

Among the scalar mesons, the  $f_0(980)$  state is particularly interesting for two reasons. First, despite a long history of experimental and theoretical studies, its nature is still controversial as the properties of the  $f_0(980)$  state are compatible with a conventional  $q\bar{q}$  meson [9], a tetraquark [10], and a  $K\bar{K}$  molecular [11] structure. Secondly, the  $f_0(980)$  represents an interesting probe of the high-density hadronic final state of heavy-ion collisions and in-medium particle formation mechanisms [12].

The  $f_0(980)$  couples predominantly to the  $\pi\pi$  and  $K\bar{K}$  channels and its signal overlaps strongly with the background represented mainly by the  $f_0(500)$  and the  $f_0(1370)$ , among the scalar mesons. An indication in favour of the tetraquark structure of  $f_0(980)$  [13] comes from measurements of the  $\phi$  meson radiative decay branching ratios by SND [14], CMD2 [15], and KLOE [16,17] experiments. This is further supported by a recent analysis [10] of the  $J/\psi$  radiative decay data from BESIII [10,18]. The  $f_0(980)$  is also prominently produced in  $D_s^+$  decays as reported by the E791 collaboration [19], and observed in weak decays of B and  $B_s$  mesons measured with LHCb [20,21]. There, the appearance of the  $f_0(980)$  in

\* E-mail address: [alice-publications@cern.ch](mailto:alice-publications@cern.ch).

competition with the  $\phi$  meson in these decays could be explained by a large  $s\bar{s}$  component of this state, combined with the fact that the  $c \rightarrow s$  coupling is Cabibbo favoured. In this scenario, the structure of the  $f_0(980)$  would be  $|f_0(980)\rangle = |(\bar{u}\bar{u} + \bar{d}\bar{d})s\bar{s}\rangle/\sqrt{2}$  [2]. An analysis of the measured couplings of the B and B<sub>s</sub> mesons to  $J/\psi + f_0(980)$  excluded the tetraquark hypothesis [21], a conclusion that is however challenged by a different analysis of the same data [22]. Indications that  $f_0(980)$  could be a  $K\bar{K}$  molecule come instead from the study of pion–pion and kaon–kaon scattering via non-perturbative QCD methods, which use effective meson-exchange models of the  $\pi\pi$  interaction [23,24] and study the  $K\bar{K}$  interaction for coupled and single channels in chiral effective theory [11,25].

In addition to measuring the production rates and branching fractions of  $f_0(980)$  in  $\phi$  and heavy-flavour decays, several authors [7,26–28] have proposed to investigate its nature by using heavy-ion collisions and exploiting the unique production (and decay) environment accessible in these reactions. In high-energy heavy-ion collisions, two extreme states of matter are reached one after the other. If enough energy is deposited in the collision region, the state of deconfined strongly interacting matter called quark–gluon plasma (QGP) is produced and expands as a nearly perfect liquid until the temperature reaches the pseudo-critical value of  $\approx 155$  MeV [29] and a transition to confined QCD matter takes place. A hot ( $T \approx 100$ – $150$  MeV) and dense gas of interacting hadrons is formed in which resonances decay and particles interact (pseudo)elastically until they decouple. At the LHC, the system produced in Pb–Pb collisions decouples after about 10 fm/c [30] and the production of hadronic resonances with lifetimes of the order of 1 to 10 fm/c is studied to characterise the hadronic stage of the collision [31–33]. With its width between 10 and 100 MeV/c<sup>2</sup> and a corresponding lifetime of  $\approx 5$ – $10$  fm/c, the  $f_0(980)$  is a probe for the dense hadron gas formed in the late stage of heavy-ion collisions [12].

Measurements of the nuclear modification factor [26], the particle yield per event [27], and the elliptic flow coefficient [28] have been suggested to provide insights into the internal structure of the  $f_0(980)$ . Models of hadron formation via recombination (coalescence) [34–36] of quarks in the quark–gluon plasma that have been successful in describing LHC data, indicate that the  $f_0(980)$  production in the intermediate transverse momentum range ( $2 < p_T < 5$  GeV/c) is sensitive to the number of constituent quarks. Theory calculations based on a coalescence model [27] show that the  $p_T$ -integrated production of  $f_0(980)$  in central heavy-ion collisions at LHC energies is expected to be two orders of magnitude lower if the state has a tetraquark structure compared to the results for a non-exotic diquark structure  $q\bar{q}$ , or a hadronic molecule configuration. On the other hand, the production of a tetraquark state would be enhanced in heavy-ion collisions with respect to pp collisions at the same energy in the  $\approx 2$ – $6$  GeV/c momentum range [7,26]. Measurements of the nuclear modification factor [7,26] or of the  $p_T$ -dependent yield ratio of the  $f_0(980)$  to particles with different (but established) quark content could therefore shed light on the nature of the state. The authors of [28] also suggest that the azimuthal production asymmetry in the  $f_0(980)$  momentum distributions, quantified by the elliptic flow coefficient, could be sensitive to the number of constituent quarks in the kinematic range in which hadron formation occurs predominantly via quark recombination (coalescence). A measurement of the  $f_0(980)$  production in pp collisions is necessary for the determination of the nuclear modification factor and constitutes a reference for the study of the particle production in heavy-ion collisions.

In this letter, the first measurement of the inclusive production of  $f_0(980)$  in inelastic pp collisions at the LHC is reported. To provide a baseline for studies in heavy-ion interactions, the data using collisions at  $\sqrt{s} = 5.02$  TeV were analysed, corresponding to

the centre-of-mass energy per nucleon pair of the p–Pb and Pb–Pb data samples collected during the LHC Run 2. Measurements of  $f_0(980)$  in p–Pb and Pb–Pb collisions at this energy will be the subject of future publications. The production of  $f_0(980)$  is measured at midrapidity,  $|y| < 0.5$ , in a broad transverse momentum range between 0 and 16 GeV/c. An overview of the ALICE experimental setup is given in Sec. 2, followed by a description of the analysis strategy in Sec. 3. This includes details on the data sample, the  $f_0(980)$  signal reconstruction, the yield extraction and corrections, and the systematic uncertainty estimation. Results are discussed in comparison to lower energy data and theoretical models in Sec. 4, while in Sec. 5 the conclusions are summarised.

## 2. Experimental setup

The experimental setup and details on the performance of the ALICE detector are described in Refs. [37,38]. The ALICE detector consists of a central barrel with a set of detectors devoted to the reconstruction and identification of the charged particles, a forward muon spectrometer and a set of backward and forward systems for triggering and event characterisation purposes. The central barrel detectors are located inside a solenoidal magnet that provides a magnetic field of 0.5 T. The main detectors employed for the analysis presented in this work are the V0, the Inner Tracking System (ITS), the Time Projection Chamber (TPC), and the Time-of-Flight detector (TOF). The V0 consists of two scintillator arrays placed on both sides of the interaction point covering the pseudorapidity regions  $2.8 < \eta < 5.1$  (V0A) and  $-3.4 < \eta < -1.7$  (V0C), respectively. The V0 provides the minimum bias trigger of the experiment and is used for suppressing beam-induced background at the offline analysis level. The position of the collision vertex and the tracks of charged particles are reconstructed in the central barrel using the ITS and the TPC. The ITS is a high-resolution tracker that consists of six cylindrical layers of silicon detectors. The TPC is a large cylindrical drift detector covering a radial distance of  $85 < r < 247$  cm from the beam axis and having longitudinal dimensions of about  $-250 < z < 250$  cm. The TOF is a large area array of multigap resistive plate chambers, placed at a radius of about 370–399 cm from the beam line. In the central barrel, charged particles can be identified via measurements of their specific energy loss,  $dE/dx$ , provided by the TPC with a resolution of 5%, and via their time-of-flight measured by the TOF with a resolution of about 80 ps.

## 3. Data analysis

The measurement of  $f_0(980)$  production is performed using a sample of minimum bias pp collision events at a centre-of-mass energy of  $\sqrt{s} = 5.02$  TeV, collected in the years 2015 and 2017. The minimum-bias trigger requires at least one hit in both V0A and V0C detectors [39]. The integrated luminosity after trigger selection is  $\approx 21.8$  nb<sup>-1</sup>. Events are selected for the analysis if the position of the reconstructed collision vertex along the beam axis is located within 10 cm from the nominal interaction point. To reduce the pileup caused by multiple interactions in the same bunch crossing, a criterion based on the offline reconstruction of multiple primary vertices in the two innermost layers of the ITS, namely the Silicon Pixel Detector (SPD) is applied [37]. The rejected events account for less than 1% of the total events. After applying these selection criteria,  $\approx 9.14 \times 10^8$  collision events have been analysed.

The  $f_0(980)$  resonance signal is reconstructed via its decay into a pair of oppositely charged pions,  $f_0(980) \rightarrow \pi^+\pi^-$ . This requires the reconstruction, selection and identification of pion tracks in the central barrel of ALICE. To ensure a uniform detector acceptance, only charged tracks with  $p_T > 0.15$  GeV/c and pseudorapidity

$|\eta| < 0.8$  are considered for the analysis. Track selection criteria are applied to the charged tracks as in previous works [31,32] to ensure a good quality of the reconstruction. To this end, each track in the TPC is required to have crossed at least 70 readout pad rows out of a maximum possible 159. To reduce the contamination from secondary particles, tracks are accepted if their distance of closest approach to the collision vertex in the longitudinal ( $d_z$ ) and transverse ( $d_{xy}$ ) directions satisfy  $d_z < 2$  and  $d_{xy} < 0.0105 + 0.0350 \times p_T^{-1.1}$ , where  $p_T$  and distance are in units of GeV/c and cm, respectively.

The identification of pions is performed using the TPC and the TOF detectors and criteria based on the difference between the measured and expected signals for a given particle hypothesis, divided by the resolution ( $\sigma_{\text{TPC}}, \sigma_{\text{TOF}}$ ). In the TPC, charged particles are identified as  $\pi$  if the measured  $dE/dx$  is compatible with the expected pion mean specific energy loss within two standard deviations ( $2\sigma_{\text{TPC}}$ ) over the entire momentum range. If a measurement of the particle time-of-flight by the TOF is available, a TOF-based  $3\sigma_{\text{TOF}}$  selection criterion is applied on top of the TPC-based one, over the measured momentum range.

### 3.1. Raw yield extraction

The  $f_0(980)$  resonance signal is reconstructed via an invariant mass analysis by combining oppositely-charged pions within the same event into pairs and imposing the pair to have a rapidity within the range  $|y| < 0.5$ . To remove the combinatorial background, the like-sign method is employed. The same-charge pion tracks from the same event are combined into  $\pi^+\pi^+$  and  $\pi^-\pi^-$  pairs. The total like-sign invariant mass distribution is calculated as the geometric mean of the positively-charged and negatively-charged pair distributions, as  $2\sqrt{N^{++}N^{--}}$ , where  $N^{++}$  and  $N^{--}$  are the number of  $\pi^+\pi^+$  and  $\pi^-\pi^-$  pairs, respectively. The  $\pi^+\pi^-$  and like-sign background invariant mass distributions are extracted for various intervals of the pair  $p_T$ , and for each of these, the like-sign background is subtracted from the unlike-sign pair distribution. After the subtraction of the combinatorial background, the  $f_0(980)$  signal peak, sitting on the right-hand tail of the broad  $\rho(770)$  meson signal, is visible on top of a residual background. Two examples of the  $\pi^+\pi^-$  invariant mass distributions after combinatorial background subtraction are shown in Fig. 1 for a low- $p_T$  and for a high- $p_T$  interval. With increasing  $p_T$ , the significance of the  $f_2(1270)$  resonance signal increases and the broad  $f_2(1270)$  peak becomes visible on the right side of the  $f_0(980)$  signal. The residual background originates from correlated  $\pi^+\pi^-$  pairs from mini-jets and from misidentified particles. The main contributions to the correlated background arise from the decay of the  $\rho(770)$  and the  $f_2(1270)$  resonances into oppositely-charged  $\pi$  pairs. In order to extract the  $f_0(980)$  yields in each  $p_T$  interval, the distributions are fitted in the invariant mass interval  $0.8 < M_{\pi\pi} < 1.6$  GeV/ $c^2$  with a function that is the sum of three relativistic Breit-Wigner functions (rBW) describing the  $\rho(770)$ ,  $f_0(980)$  and  $f_2(1270)$  signals [31,40,41], and a residual background. Since the resolution on the invariant mass is negligible with respect to the natural width of the considered resonances, the resonance shape can be modelled with a rBW with no need for any additional Gaussian smearing to account for detector resolution effects. Each of the rBW functions is defined as

$$\text{rBW}(M_{\pi\pi}) = \frac{AM_{\pi\pi}\Gamma(M_{\pi\pi})M_0}{(M_{\pi\pi}^2 - M_0^2)^2 + M_0^2\Gamma^2(M_{\pi\pi})} \quad (1)$$

where  $\Gamma(M_{\pi\pi})$  is given by

$$\Gamma(M_{\pi\pi}) = \left[ \frac{(M_{\pi\pi}^2 - 4m_\pi^2)}{(M_0^2 - 4m_\pi^2)} \right]^{(2J+1)/2} \times \frac{\Gamma_0 M_0}{M_{\pi\pi}}. \quad (2)$$

Here,  $A$  is the normalisation constant,  $M_0$  and  $\Gamma_0$  are the rest mass and width of the resonance,  $m_\pi$  is the charged pion mass and the spin is  $J = 0$  for  $f_0(980)$ ,  $J = 1$  for  $\rho(770)$  and  $J = 2$  for  $f_2(1270)$ . The shape of the residual background resembles that of a Maxwell-Boltzmann distribution and therefore it is fitted with a similar functional form  $f_{\text{bg}}(M_{\pi\pi})$

$$f_{\text{bg}}(M_{\pi\pi}) = B\sqrt{(m_{\pi\pi} - m_{\text{cutoff}})^n} C^{3/2} \exp[-C(m_{\pi\pi} - m_{\text{cutoff}})^n], \quad (3)$$

where  $B$  is the normalisation constant and  $m_{\text{cutoff}}$  is the low-mass cutoff expected to be equal to the rest mass of the  $\pi^+\pi^-$  pair. This function was proven to provide a good description of the residual background in previous analyses [33]. The residual background term takes also into account any possible additional background from  $f_0(500)$  and  $f_0(1370)$ , which have not been added to the signal model due to the large indetermination<sup>1</sup> on the broad width parameter of these states.

For the extraction of the particle yields, the fits are performed with the following configuration of the fit parameters. The mass and the width of the  $\rho(770)$ , and the width of the  $f_2(1270)$  are fixed to their vacuum values,  $m_\rho = 775.26$  MeV/ $c^2$ ,  $\Gamma_\rho = 149.1$  MeV/ $c^2$ , and  $\Gamma_{f_2} = 186.7$  MeV/ $c^2$  [2]. The width of the  $f_0(980)$  is fixed to the average value of the range reported in Ref. [2] that corresponds to  $\Gamma_{f_0} = 0.055$  GeV/ $c^2$ . The masses of the  $f_0(980)$  and the  $f_2(1270)$ , as well as the  $m_{\text{cutoff}}$ ,  $C$  and  $n$  parameters of  $f_{\text{bg}}$  are left free. The fit parameter configuration has been varied to take into account possible imperfections in the description of the background and signal shapes, as discussed in Section 3.3. In Fig. 1, the fit result to the invariant mass distribution of  $\pi^+\pi^-$  pairs after like-sign background subtraction is shown for two  $p_T$  intervals, namely  $0.6 < p_T < 0.8$  GeV/c and  $5 < p_T < 6$  GeV/c.

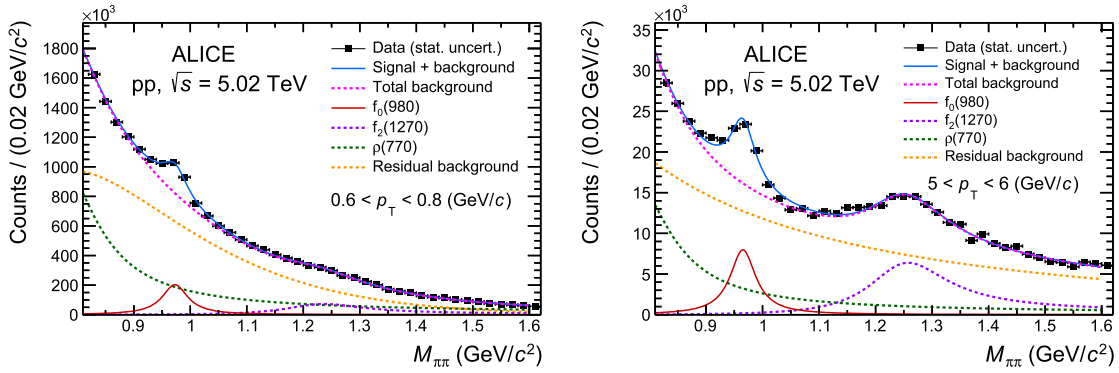
### 3.2. Yield corrections

In order to obtain the  $f_0(980)$  production yield per unit of rapidity and  $p_T$  per inelastic event ( $\frac{1}{N_{\text{INEL}}} \frac{d^2N}{dy dp_T}$ ), several correction factors are applied to the raw yields obtained from the fit procedure in each  $p_T$  interval according to the following formula

$$\frac{1}{N_{\text{INEL}}} \frac{d^2N}{dp_T dy} = \frac{1}{N_{\text{evt}}} \frac{N_{f_0(980) \rightarrow \pi\pi}}{\Delta p_T \Delta y} \frac{\varepsilon_{\text{trig}} \varepsilon_{\text{vtx}} f_{\text{sig}}}{A \times \varepsilon_{\text{rec}} \text{BR}}. \quad (4)$$

Here,  $N_{f_0(980) \rightarrow \pi\pi}$  is the  $f_0(980)$  raw yield measured in a given rapidity ( $\Delta y$ ) and transverse momentum ( $\Delta p_T$ ) interval,  $N_{\text{evt}}$  is the number of collision events that satisfy the selection criteria. The minimum-bias trigger efficiency, the vertex reconstruction efficiency and the signal loss correction factor are represented by  $\varepsilon_{\text{trig}}$ ,  $\varepsilon_{\text{vtx}}$  and  $f_{\text{sig}}$ , respectively. The branching ratio correction amounts to  $\text{BR} = (46 \pm 6)\%$  [42] assuming dominance of  $\pi\pi$  and  $KK$  channels. The yields of  $f_0(980)$  are normalised to the number of inelastic pp collisions with a trigger efficiency correction,  $\varepsilon_{\text{trig}} = 0.757 \pm 0.019$  [43,44], which takes into account the efficiency of the V0-based trigger to select inelastic events. The vertex reconstruction efficiency in pp collisions at  $\sqrt{s} = 5.02$  TeV is found to be  $\varepsilon_{\text{vtx}} = 0.958$  [32]. The  $A \times \varepsilon_{\text{rec}}$  factor corrects for the detector acceptance times the  $f_0(980)$  reconstruction efficiency and is evaluated using a detailed Monte Carlo simulation of the ALICE detector geometry, material, and response. The pp collision events

<sup>1</sup> The  $f_0(500)$  width ranges from 400 to 700 MeV, the  $f_0(1370)$  width ranges from 200 to 500 MeV [2].



**Fig. 1.** Left (right) plot shows the invariant mass distribution of  $\pi^+\pi^-$  pairs after like-sign background subtraction in low (high) transverse-momentum interval in pp collisions at  $\sqrt{s} = 5.02$  TeV in  $|y| < 0.5$ . Solid blue curves represent fits with the function shown in Eq. (1) and a residual background shown in Eq. (3). Solid red curve represents  $f_0(980)$  signal while other dashed curves represent the background contributions from  $\rho(770)$ ,  $f_2(1270)$  and residual background.

**Table 1**

Contributions to the relative systematic uncertainty of the  $p_T$ -dependent yield of  $f_0(980)$  in pp collisions at  $\sqrt{s} = 5.02$  TeV. The uncertainties are given for the lowest and the highest  $p_T$  intervals of the measured spectrum as well as for one intermediate  $p_T$  interval. The total uncertainty is obtained as the sum in the quadrature of the individual contributions. Values are expressed in percentage (%).

Source of uncertainty	$p_T$ (GeV/c)		
	0–0.2	4–4.5	12–16
Yield extraction	7.1%	8.8%	15.3%
Track selection	9.3%	2.2%	2.1%
Global tracking efficiency	2%	4%	4%
Particle identification	6.8%	1.5%	6%
Event selection	7.6%	2.1%	3.3%
Material budget	5.2%	0%	0%
Hadronic interaction	3.4%	0%	0%
<b>Total</b>	<b>16.8%</b>	<b>10.2%</b>	<b>17.4%</b>

are simulated using the PYTHIA 8 event generator [45] with the addition of the  $f_0(980)$  signals. The generated particles in the simulation are propagated through the detector using GEANT3 [46]. The  $A \times \varepsilon_{\text{rec}}$  is calculated in the rapidity range  $|y| < 0.5$  as a function of  $p_T$  and is defined as the ratio of the number of reconstructed and generated  $f_0(980)$ . The reconstruction of  $f_0(980)$  in the simulation is performed using the same event and track selection criteria as employed for the analysis of the data.

The signal loss correction factor,  $f_{\text{sig}}$ , accounts for the fraction of  $f_0(980)$  signal lost due to trigger inefficiencies and can be determined as a function of  $p_T$  using Monte Carlo simulations. Because a simulation with injected  $f_0(980)$  signals may not lead to a realistic estimate of this correction factor, the correction is taken to be the same as for the  $\phi$  meson at the same collision energy. The earlier analysis in [32] showed that this correction does not depend significantly on the particle mass for resonances decaying strongly into two charged particles. This factor ranges between 1.07 for  $0 < p_T < 0.2$  GeV/c and 1 for  $p_T > 2.5$  GeV/c.

### 3.3. Systematic uncertainties

The sources of systematic uncertainty in the measurement of the  $f_0(980)$  yields are summarised in Table 1. These include yield extraction, track and event selection, global tracking efficiency, particle identification, the knowledge of the ALICE material budget, and that of the hadron interaction cross section in the detector material. The estimated values of the uncertainties are reported in Table 1 for low, intermediate and high- $p_T$  intervals. The systematic uncertainty associated with the yield extraction arises from the fit procedure and is determined by varying the fitting range as well as the signal and the background fit parameters. In particular, the width of the  $f_0(980)$  was varied by sampling the range

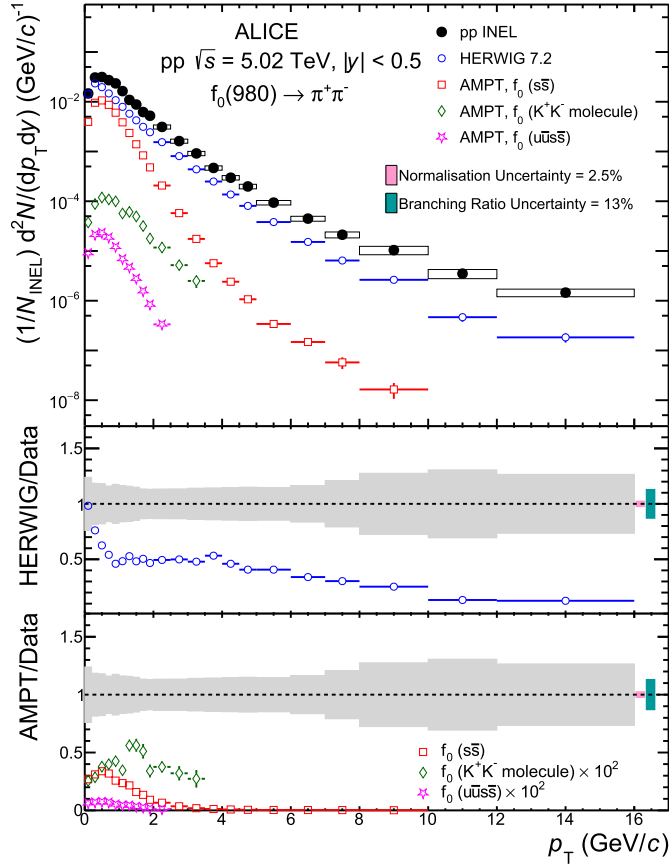
from 10 to 100 MeV/ $c^2$  given in [2] with 15 variations and the width of the  $f_2(1270)$  was varied within  $\pm 7.5$  MeV/ $c^2$  that corresponds to a  $\pm 3\sigma$  range of the width value reported in [2]. These variations result in the largest contribution to the uncertainty on the yield extraction. The uncertainties due to the yield extraction are  $p_T$  dependent and vary from 7.1% in the lowest  $p_T$  interval, to 15.3% in the highest  $p_T$  interval of this analysis. The systematic uncertainty due to the track selection is evaluated by varying a single track selection criterion at a time in both data and simulation, and by repeating all the steps of the analysis. This contribution ranges from 9.3% to 2.1% from low to high  $p_T$ . The difference in the efficiency of the matching of TPC tracks to ITS clusters (global tracking efficiency) between data and simulations results in a contribution to the systematic uncertainty of 2–4% depending on  $p_T$ . The systematic uncertainty associated with the particle identification is due to an imperfection in the description of the  $dE/dx$  in the TPC-based  $n\sigma$  selection in the Monte Carlo simulation as compared to data. The  $n\sigma$  selection is varied in data and simulation simultaneously to a  $3\sigma_{\text{TPC}}$  particle identification criterion and results in a  $p_T$ -dependent relative systematic uncertainty of 1.5–6.8%. The choice of the event selection criteria leads to a systematic uncertainty of 2.1–7.6%. The systematic uncertainty associated with the signal loss correction is estimated by comparing the correction for  $\phi$  mesons, used as a proxy for  $f_0(980)$ , with that of other light-flavour hadrons and is found to be lower than 1%. Finally, the uncertainty on the knowledge of the ALICE material budget and that of the hadron interaction cross section in the detector material leads to a systematic uncertainty lower than 5.3% and 3.4%, respectively [38,47,48]. The total relative systematic uncertainty is obtained as the sum in the quadrature of these contributions.

## 4. Results and discussion

The  $p_T$ -differential yield of  $f_0(980)$  for  $|y| < 0.5$  in inelastic pp collisions at  $\sqrt{s} = 5.02$  TeV is shown in the upper panel of Fig. 2. The measurement spans a wide  $p_T$  range from 0 to 16 GeV/c.

The normalisation and branching ratio relative uncertainties on the yields are independent of  $p_T$  and amount to 2.5% and 13%, respectively [42,44].

At present, most of the Monte Carlo generators commonly employed to simulate pp collisions do not implement the generation of  $f_0(980)$  in their default configurations. One notable exception is the HERWIG 7.2 event generator [49,50]. HERWIG 7.2 is a QCD-inspired Monte Carlo event generator that includes processes like initial and final state QCD radiation, a description of the underlying event via an eikonal multiple parton-parton interaction model, and a cluster hadronisation model for the formation of hadrons from the quarks and gluons produced in the parton shower. The



**Fig. 2.** The  $p_T$ -differential yield of  $f_0(980)$  in pp collisions at  $\sqrt{s} = 5.02$  TeV is compared with predictions from the HERWIG 7.2 event generator [49,50] and with a coalescence calculation [28] based on the AMPT model [51]. The statistical and systematic uncertainties on data (full black markers) are shown as bars and boxes, respectively. The middle and bottom panels show the model to data ratios. The grey boxes at unity represent the sum in quadrature of the statistical and systematic uncertainty on the data. The ratios of  $u\bar{u}s\bar{s}$  tetraquark and  $K^+K^-$  molecule configurations from AMPT model predictions to data are multiplied by 100 to improve visibility. In all three panels, the uncertainties associated with the models are statistical ones.

default hadronisation and shower parameters are tuned to  $e^+e^-$  data [50] with the addition of a tune for multi-parton processes based on the minimum bias LHC data [49]. To allow for the comparison, model calculations have been performed in the same  $p_T$  intervals of the data. As shown in the HERWIG/Data ratio reported in the middle panel of Fig. 2, HERWIG underestimates the measured yields by a factor of about two for  $1 < p_T < 4$  GeV/c but reproduces at least qualitatively the shape of the  $p_T$  spectrum in this range. At  $p_T \lesssim 0.5$  GeV/c, the model is consistent with data within uncertainty but the  $p_T$  dependence is not described. At  $p_T \geq 4$  GeV/c, HERWIG is not able to reproduce the data neither qualitatively nor quantitatively.

The data are also compared to a recent coalescence calculation [28,51] that uses the AMPT multiphase transport model [51], coupled with a coalescence afterburner with Gaussian Wigner function to generate  $f_0(980)$  in three configurations, i.e., as a  $s\bar{s}$  meson, as a  $u\bar{u}s\bar{s}$  tetraquark state, and as a  $K^+K^-$  molecule. The AMPT model contains four main components namely initial conditions, partonic interactions, conversion from partonic to hadronic matter, and interactions among hadrons based on a relativistic transport (ART) model [52,53]. The initial conditions are obtained from the HIJING model [54] and the partonic interactions are determined according to the Zhang's Parton Cascade model [55]. In [28], the authors use the phase-space information of quarks from this stage to implement quark coalescence for the  $f_0(980)$

with the  $s\bar{s}$  and tetraquark configurations. In the default version of AMPT, the conversion of partons to hadrons is then calculated with the Lund string fragmentation [56–58], while in the string melting version of the model [59], a quark coalescence approach is used to combine partons to form hadrons. The phase-space information of kaons generated at this stage by AMPT is used as input for the coalescence afterburner for the  $f_0(980)$  molecular state. As shown in Fig. 2, the  $s\bar{s}$  calculation underestimates the  $f_0(980)$   $p_T$  distribution by a factor of about three, whereas the molecule and the tetraquark configuration predictions are two and three orders of magnitude lower, respectively. Note that the molecule and the tetraquark configuration prediction ratios to data are reported in the lowest panel of Fig. 2 multiplied by a factor of 100 to improve the visibility. In addition, the shape of the  $p_T$  spectra for the  $s\bar{s}$  and the  $u\bar{u}s\bar{s}$  tetraquark configurations are found to be significantly steeper than the measured one. Instead, the ratio between the model prediction for the  $K^+K^-$  molecule configuration and the data exhibits a milder  $p_T$  dependence within uncertainties in the considered  $p_T$  range (0–3.5 GeV/c), indicating that in this configuration the model can reproduce qualitatively better the measured spectral shape. Recent theoretical calculations that investigate the inclusive  $f_0(980)$  production according to the colour-singlet gluon-gluon fusion and colour evaporation model have been proposed by the authors of [60]. As these exploratory studies are currently available only for  $\sqrt{s} = 7$  TeV, a comparison with the data presented in this letter is auspicious in the near future.

The per-event  $p_T$ -integrated yield,  $dN/dy$ , and average transverse momentum,  $\langle p_T \rangle$ , are calculated by integrating the  $p_T$ -differential yield in the measured transverse momentum range. The obtained values are the following:

$$\frac{dN}{dy} = 0.0385 \pm 0.0001(\text{stat.}) \pm 0.0047(\text{syst.}) \quad (5)$$

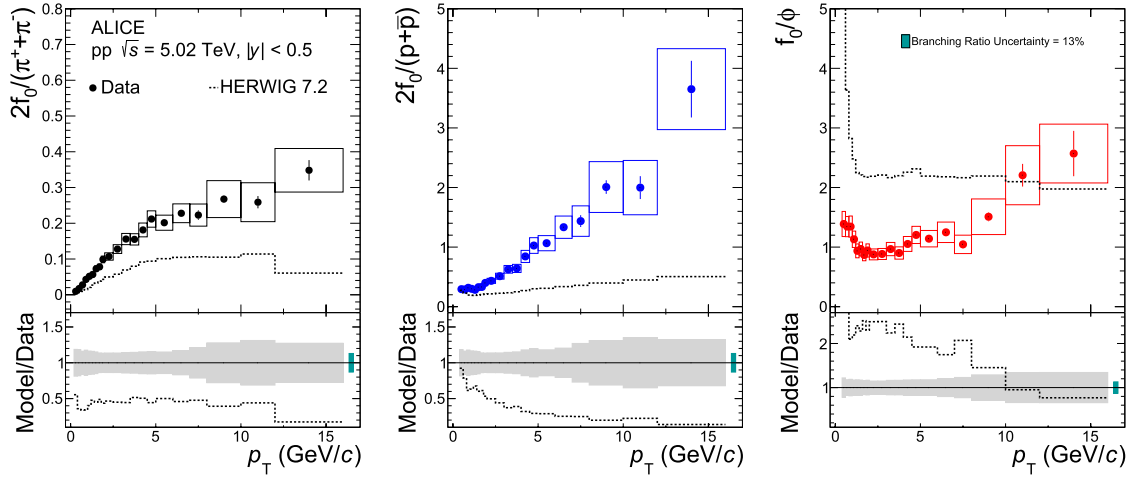
$$\langle p_T \rangle = 0.9624 \pm 0.0014(\text{stat.}) \pm 0.0357(\text{syst.}) \text{ GeV/c} \quad (6)$$

Notably, the yield for  $p_T > 16$  GeV/c has a negligible contribution to the  $dN/dy$  and thus no extrapolation was employed.

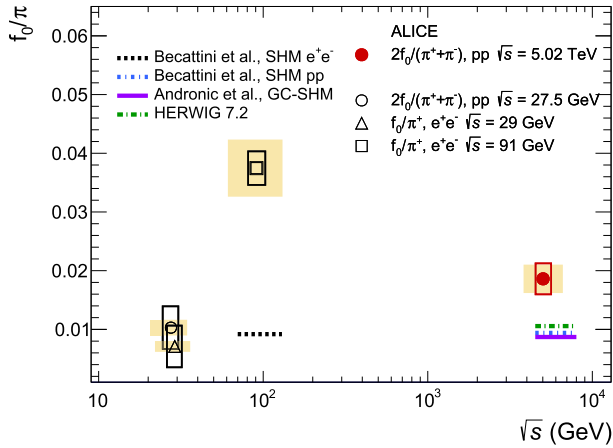
The production of  $f_0(980)$  is compared to that of other light-flavour hadrons in Fig. 3 where the ratios of the  $f_0(980)$  yield to those of  $\pi^+ + \pi^-$  [61],  $p + \bar{p}$  [61], and  $\phi$  [32] measured in pp collisions at  $\sqrt{s} = 5.02$  TeV are reported as a function of  $p_T$ . The ratio to  $\pi^+ + \pi^-$  mesons exhibits an increasing trend as a function of  $p_T$  at low  $p_T$  and for  $p_T > 5$  GeV/c it saturates within uncertainties.

The comparison of the production of  $f_0(980)$  to that of protons and of the  $\phi$  meson is particularly interesting as these particles have similar masses [2] but different quark content. In particular, the  $\phi$  meson is a pure  $s\bar{s}$  state, while the  $f_0(980)$  contains a light flavour component ( $u\bar{u}$ ,  $d\bar{d}$ ) as well as a large  $s\bar{s}$  component, as suggested by measurements of  $f_0(980)$  produced in  $D_s^+$  decays [19]. The  $f_0(980)$  to  $p + \bar{p}$  ratio shows an increasing monotonic trend as a function of  $p_T$ , whereas the  $f_0(980)$  to  $\phi$  ratio decreases for  $p_T < 1.5$  GeV/c, remains flat till  $p_T \simeq 8$  GeV/c, and increases for  $p_T > 8$  GeV/c.

The measured  $p_T$ -differential particle yield ratios are compared in Fig. 3 to the predictions from the HERWIG 7.2 event generator. The shape of the measured  $2f_0(980)/(\pi^+ + \pi^-)$  ratio is fairly well reproduced over almost the entire measured  $p_T$  range, although the yield is underestimated by about a factor of two by the model. The model underestimates the  $2f_0(980)/(p + \bar{p})$  ratio and fails to reproduce its  $p_T$ -dependence, with the measured ratio being more steeply increasing with  $p_T$  than the predicted one. The trend of  $f_0(980)/\phi$  ratio is flat for  $1 < p_T < 10$  GeV/c suggesting that its  $p_T$  dependence is qualitatively well reproduced by HERWIG in this momentum interval. However, the model overestimates the ratio by nearly a factor of two. For  $p_T < 1$  GeV/c, the  $f_0(980)/\phi$  ratio exhibits a steeply decreasing trend, that is qualitatively present also



**Fig. 3.** (Upper panels) Particle yield ratios of  $f_0(980)$  to  $\pi^+ + \pi^-$  [61] (left panel),  $p + \bar{p}$  [61] (middle panel), and  $\phi$  [32] (right panel) measured in inelastic pp collisions at  $\sqrt{s} = 5.02$  TeV as a function of  $p_T$ . Data are compared to HERWIG 7.2 model predictions. The statistical and systematic uncertainties are shown as bars and boxes, respectively. (Lower panels) Ratio of measured particle ratios to the HERWIG model calculations (dashed histogram). The grey boxes at unity represent the sum in quadrature of the statistical and systematic uncertainty on the data. In the right panel, the ratio in the region for  $p_T < 0.8$  GeV/c is off-scale. The relative uncertainty of 13% due to the branching ratio correction [42] is shown as a green box with an arbitrary horizontal width for visibility.

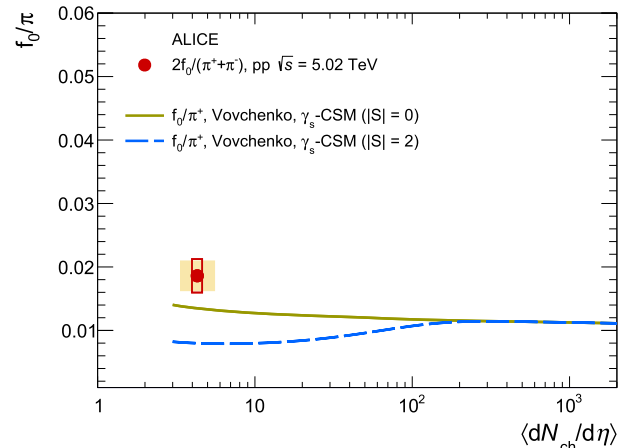


**Fig. 4.** Comparison of the measured  $2f_0/(\pi^+ + \pi^-)$  ratio with measurements in  $e^+e^-$  collisions at  $\sqrt{s} = 29$  GeV [62],  $\sqrt{s} = 91$  GeV [63] and in pp collisions at  $\sqrt{s} = 27.5$  GeV [64]. The ratios are compared to predictions from statistical hadronisation model (SHM) calculations for  $e^+e^-$  collisions [65] and pp collisions [66], GC-SHM [67] and HERWIG 7.2 [49,50]. The hollow boxes represent the total uncertainty on data. The relative uncertainty of 13% due to the branching ratio correction [42] applies to all data points and is shown as a yellow box. All error boxes are drawn with an arbitrary horizontal width for visibility.

in the model prediction. At high  $p_T$ , the HERWIG predictions are consistent with the  $f_0(980)/\phi$  data within the uncertainties.

The ratio of the  $p_T$ -integrated  $f_0(980)$  yield relative to pions in pp collisions at  $\sqrt{s} = 5.02$  TeV amounts to  $2f_0/(\pi^+ + \pi^-) = (0.0186 \pm 0.0026)$ , with the uncertainty being the sum in quadrature of the statistical and systematic uncertainties. The value is shown in Fig. 4 (red point) in comparison with results from measurements in pp and  $e^+e^-$  collisions at lower centre-of-mass energies as well as with model calculations.

The low energy experiment results were originally reported using different branching ratios, therefore all of them have been updated to take into account the most recent value of 46% [42] used in this letter. In Fig. 4, the same uncertainty on the BR is applied to all data points and reported as a shaded yellow box. The particle ratio value from the fixed-target NA27 experiment at the CERN SPS, measured in pp collisions at  $\sqrt{s} = 27.5$  GeV [64] is 44.5% lower than the ratio measured at  $\sqrt{s} = 5.02$  TeV, suggesting a mild increase of the  $f_0(980)$  yield relative to pions with increas-



**Fig. 5.** The  $2f_0/(\pi^+ + \pi^-)$  ratio measured in pp collisions at  $\sqrt{s} = 5.02$  TeV [61] is compared to two distinct predictions for  $f_0/\pi^+$  from a canonical statistical model ( $\gamma_s$ -CSM [68], see text for details) as a function of  $\langle dN_{ch}/d\eta \rangle$ . The two calculations differ by the assumed strangeness content of  $f_0(980)$  and correspond to zero total strangeness,  $|S| = 0$  and  $|S| = 2$ . The height of the hollow red box represents the total uncertainty on the ratio, its width represents the uncertainty on the  $\langle dN_{ch}/d\eta \rangle$ . The relative uncertainty of 13% due to the branching ratio correction [42] is shown as a yellow box with an arbitrary horizontal width for visibility.

ing energy of the pp collisions. The particle ratio values from  $e^+e^-$  collisions at  $\sqrt{s} = 29$  GeV [62] and  $\sqrt{s} = 91$  GeV [63] are lower by 61% and higher by a factor of two, respectively. The particle ratios are compared with predictions based on statistical hadronisation models [65–67] and the HERWIG 7.2 event generator. The statistical hadronisation model predictions by Becattini et al. for the  $e^+e^-$  case [65] and for the pp collisions [66] case underestimate the measurement by about a factor of two, similarly to a Grand Canonical formulation of the statistical hadronisation model (GC-SHM) from the GSI-Heidelberg group [67]. The value from HERWIG is also a factor of about two lower than the measured ratio.

In Fig. 5, the measured  $p_T$ -integrated  $2f_0/(\pi^+ + \pi^-)$  ratio in pp collisions at  $\sqrt{s} = 5.02$  TeV is compared to predictions based on the canonical statistical hadronisation model (CSM) described in [68], as a function of the multiplicity of particles produced in the collision, expressed in terms of the average pseudorapidity density of charged particles,  $\langle dN_{ch}/d\eta \rangle$ . The prediction spans a large  $\langle dN_{ch}/d\eta \rangle$  interval, reaching the high multiplicity achieved in

central heavy-ion collisions at LHC energies. In canonical statistical hadronisation models, hadrons are formed from a source that is assumed to have reached full chemical equilibrium at the chemical freeze-out temperature  $T_{\text{ch}}$ , and their yields are determined from the partition function for a canonical ensemble. The multiplicity dependence of hadron production is driven by the canonical suppression, namely the exact conservation of baryon number, electric charge, and strangeness over the correlation volume. The model considered here, with a temperature  $T_{\text{ch}} = 155$  MeV and a correlation volume that spans three units of rapidity, is able to reproduce the multiplicity dependence of hadron-to-pion ratios of several species over the charged particle multiplicity range covered by the ALICE measurements at the LHC, both qualitatively and quantitatively in most cases (see Fig. 5 of [68]). In addition, to describe the multiplicity dependence of the  $\phi/\pi$  ratio observed at the LHC, the model, henceforth labelled as  $\gamma_s$ -CSM, incorporates the incomplete equilibration of strangeness by introducing a strangeness saturation factor  $\gamma_s \leq 1$ . Notably, in the strangeness nonequilibrium picture a  $s\bar{s}$  pair like the  $\phi$  meson is effectively a double-strange particle ( $|S| = 2$ ), and ALICE  $\phi$  data seem to be best described with  $|S| = 1-2$  [69]. The  $f_0(980)/\pi^+$  ratio is calculated for two scenarios, first assuming that the total strangeness content of  $f_0(980)$  is equal to zero (yellow continuous line) and second, assuming a total strangeness content equal to two (blue dashed line). At high multiplicity, where the strangeness content of the system saturates in presence of a QGP, the calculations for the two scenarios converge and reach the grand canonical limit.

In the first scenario ( $|S| = 0$ ),  $\gamma_s$ -CSM predicts higher values for the  $f_0(980)$  to pion yield ratio as compared to the second scenario ( $|S| = 2$ ) in the low  $\langle dN_{\text{ch}}/d\eta \rangle$  region. The two predictions match each other for  $\langle dN_{\text{ch}}/d\eta \rangle \geq 100$ . The measured  $2f_0/(\pi^+ + \pi^-)$  ratio in pp collisions at  $\sqrt{s} = 5.02$  TeV differs by  $1.9\sigma$  from the  $\gamma_s$ -CSM prediction for the  $f_0(980)$  with net strangeness equal to zero, and by  $4.0\sigma$  from the  $|S| = 2$  prediction, indicating that the former scenario is favoured over the latter in this implementation of the model.

## 5. Conclusions

In conclusion, the first measurement of  $f_0(980)$  production in inelastic pp collisions at  $\sqrt{s} = 5.02$  TeV at the LHC is presented. The measurement is performed in a wide  $p_T$  interval from 0 to 16 GeV/c at midrapidity by reconstructing the resonance in the hadronic decay channel  $f_0(980) \rightarrow \pi^+\pi^-$ . The inclusive  $f_0(980)$  production is underestimated by HERWIG 7.2 by a factor of two for  $1 < p_T < 4$  GeV/c and by a large factor (up to more than four) in  $4 < p_T < 16$  GeV/c. However, this QCD-inspired event generator is able to describe the  $p_T$ -dependence of the  $2f_0(980)/(\pi^+ + \pi^-)$  and  $f_0(980)/\phi$  ratios in a rather broad  $p_T$  range, while failing to reproduce the  $2f_0(980)/(p+\bar{p})$  ratio over the entire measured  $p_T$  range. The production of  $f_0(980)$  is also not described by a AMPT+coalescence model prediction in three configurations ( $s\bar{s}$  meson,  $u\bar{u}s\bar{s}$  tetraquark state, and  $K^+K^-$  molecule), which use the phase space information of quarks and kaons from the AMPT model. In order to compare the new measurement of the  $p_T$ -integrated  $f_0(980)$  to pion ratio with low energy data, the low energy points were updated with the latest branching ratio. The new result presented in this letter suggests a mild increase of the production of  $f_0(980)$  relative to pions in inelastic pp collisions from  $\sqrt{s} = 27.5$  GeV to  $\sqrt{s} = 5.02$  TeV. For the same ratio, HERWIG 7.2 predicts a value that is about 43% lower than the measured one whereas different implementations of the statistical hadronisation model underestimate the data by up to a factor of about two. Notably, the  $\gamma_s$ -CSM prediction for the  $f_0(980)$  assuming net strangeness equal to zero is consistent with the data within  $1.9\sigma$ .

In summary, the description of the inclusive  $f_0$  production in pp collisions provided by the few event generators and theoretical calculations that attempt its modelling is, at present, unsatisfactory. Future developments in this direction may help gaining insight over the nature of this particle, as new data may become available. From the experimental point of view, the results presented in this letter set the necessary baseline for the future measurements of the production and the nuclear modification factor of  $f_0(980)$  in p-Pb and Pb-Pb collisions at the LHC, which have been suggested as observables that are sensitive to the elusive nature of this particle.

## Declaration of competing interest

The authors declare that they have no known competing financial interests or personal relationships that could have appeared to influence the work reported in this paper.

## Data availability

This manuscript has associated data in a HEPData repository at: <https://www.hepdata.net/record/ins2094796>.

## Acknowledgements

The ALICE Collaboration would like to thank all its engineers and technicians for their invaluable contributions to the construction of the experiment and the CERN accelerator teams for the outstanding performance of the LHC complex. The ALICE Collaboration gratefully acknowledges the resources and support provided by all Grid centres and the Worldwide LHC Computing Grid (WLCG) collaboration. The ALICE Collaboration acknowledges the following funding agencies for their support in building and running the ALICE detector: A. I. Alikhanyan National Science Laboratory (Yerevan Physics Institute) Foundation (ANSL), State Committee of Science and World Federation of Scientists (WFS), Armenia; Austrian Academy of Sciences, Austrian Science Fund (FWF): [M 2467-N36] and Nationalstiftung für Forschung, Technologie und Entwicklung, Austria; Ministry of Communications and High Technologies, National Nuclear Research Center, Azerbaijan; Conselho Nacional de Desenvolvimento Científico e Tecnológico (CNPq), Financiadora de Estudos e Projetos (Finep), Fundação de Amparo à Pesquisa do Estado de São Paulo (FAPESP) and Universidade Federal do Rio Grande do Sul (UFRGS), Brazil; Bulgarian Ministry of Education and Science, within the National Roadmap for Research Infrastructures 2020-2027 (object CERN), Bulgaria; Ministry of Education of China (MOEC), Ministry of Science & Technology of China (MSTC) and National Natural Science Foundation of China (NSFC), China; Ministry of Science and Education and Croatian Science Foundation, Croatia; Centro de Aplicaciones Tecnológicas y Desarrollo Nuclear (CEADEN), Cubaenergía, Cuba; Ministry of Education, Youth and Sports of the Czech Republic, Czech Republic; The Danish Council for Independent Research | Natural Sciences, the Villum Fonden and Danish National Research Foundation (DNRF), Denmark; Helsinki Institute of Physics (HIP), Finland; Commissariat à l'Énergie Atomique (CEA) and Institut National de Physique Nucléaire et de Physique des Particules (IN2P3) and Centre National de la Recherche Scientifique (CNRS), France; Bundesministerium für Bildung und Forschung (BMBF) and GSI Helmholtzzentrum für Schwerionenforschung GmbH, Germany; General Secretariat for Research and Technology, Ministry of Education, Research and Religions, Greece; National Research, Development and Innovation Office, Hungary; Department of Atomic Energy, Government of India (DAE), Department of Science and Technology, Government of India (DST), University Grants Commission, Government of India (UGC) and Council of Scientific and Industrial Research (CSIR),

India; National Research and Innovation Agency - BRIN, Indonesia; Istituto Nazionale di Fisica Nucleare (INFN), Italy; Japanese Ministry of Education, Culture, Sports, Science and Technology (MEXT) and Japan Society for the Promotion of Science (JSPS) KAKENHI, Japan; Consejo Nacional de Ciencia (CONACYT) y Tecnología, through Fondo de Cooperación Internacional en Ciencia y Tecnología (FONCICYT) and Dirección General de Asuntos del Personal Académico (DGAPA), Mexico; Nederlandse Organisatie voor Wetenschappelijk Onderzoek (NWO), Netherlands; The Research Council of Norway, Norway; Commission on Science and Technology for Sustainable Development in the South (COMSATS), Pakistan; Pontificia Universidad Católica del Perú, Peru; Ministry of Education and Science, National Science Centre and WUT ID-UB, Poland; Korea Institute of Science and Technology Information and National Research Foundation of Korea (NRF), Republic of Korea; Ministry of Education and Scientific Research, Institute of Atomic Physics, Ministry of Research and Innovation and Institute of Atomic Physics and University Politehnica of Bucharest, Romania; Ministry of Education, Science, Research and Sport of the Slovak Republic, Slovakia; National Research Foundation of South Africa, South Africa; Swedish Research Council (VR) and Knut & Alice Wallenberg Foundation (KAW), Sweden; European Organization for Nuclear Research, Switzerland; Suranaree University of Technology (SUT), National Science and Technology Development Agency (NSTDA) and National Science, Research and Innovation Fund (NSRF via PMU-B B05F650021), Thailand; Turkish Energy, Nuclear and Mineral Research Agency (TENMAK), Turkey; National Academy of Sciences of Ukraine, Ukraine; Science and Technology Facilities Council (STFC), United Kingdom; National Science Foundation of the United States of America (NSF) and United States Department of Energy, Office of Nuclear Physics (DOE NP), United States of America. In addition, individual groups or members have received support from: Marie Skłodowska Curie, European Research Council, Strong 2020 - Horizon 2020 (grant nos. 950692, 824093, 896850), European Union; Academy of Finland (Center of Excellence in Quark Matter) (grant nos. 346327, 346328), Finland; Programa de Apoyos para la Superación del Personal Académico, UNAM, Mexico.

## References

- [1] M. Gell-Mann, A schematic model of baryons and mesons, *Phys. Lett.* **8** (1964) 214–215.
- [2] Particle Data Group Collaboration, P. Zyla, et al., Review of particle physics, *PTEP* **2020** (8) (2020), 083C01.
- [3] R.L. Jaffe, Multi-quark hadrons. 1. The phenomenology of (2 quark 2 anti-quark) mesons, *Phys. Rev. D* **15** (1977) 267.
- [4] R.L. Jaffe, Multi-quark hadrons. 2. Methods, *Phys. Rev. D* **15** (1977) 281.
- [5] F.E. Close, N.A. Tornqvist, Scalar mesons above and below 1-GeV, *J. Phys. G* **28** (2002) R249–R267, arXiv:hep-ph/0204205.
- [6] C. Amsler, N.A. Tornqvist, Mesons beyond the naive quark model, *Phys. Rep.* **389** (2004) 61–117.
- [7] L. Maiani, F. Piccinini, A.D. Polosa, V. Riquer, A new look at scalar mesons, *Phys. Rev. Lett.* **93** (2004) 212002, arXiv:hep-ph/0407017.
- [8] E. Klempf, A. Zaitsev, Glueballs, hybrids, multi-quarks. Experimental facts versus QCD inspired concepts, *Phys. Rep.* **454** (2007) 1–202, arXiv:0708.4016 [hep-ph].
- [9] C.-H. Chen, Evidence for two quark content of  $f(0)$  (980) in exclusive  $b \rightarrow c$  decays, *Phys. Rev. D* **67** (2003) 094011, arXiv:hep-ph/0302059.
- [10] N.N. Achasov, J.V. Bennett, A.V. Kiselev, E.A. Kozyrev, G.N. Shestakov, Evidence of the four-quark nature of  $f_0(980)$  and  $f_0(500)$ , *Phys. Rev. D* **103** (1) (2021) 014010, arXiv:2009.04191 [hep-ph].
- [11] H.A. Ahmed, C.W. Xiao, Study the molecular nature of  $\sigma$ ,  $f_0(980)$ , and  $a_0(980)$  states, *Phys. Rev. D* **101** (9) (2020) 094034, arXiv:2001.08141 [hep-ph].
- [12] D. Oliinychenko, C. Shen, Resonance production in PbPb collisions at 5.02 TeV via hydrodynamics and hadronic afterburner, arXiv:2105.07539 [hep-ph].
- [13] N.N. Achasov, Radiative decays of phi meson about nature of light scalar resonances, *Nucl. Phys. A* **728** (2003) 425–438, arXiv:hep-ph/0309118.
- [14] M.N. Achasov, et al., The phi  $\rightarrow$  eta pi0 gamma decay, *Phys. Lett. B* **479** (2000) 53–58, arXiv:hep-ex/0003031.
- [15] CMD-2 Collaboration, R.R. Akhmetshin, et al., First observation of the phi  $\rightarrow$  pi+ pi- gamma decay, *Phys. Lett. B* **462** (1999) 371, arXiv:hep-ex/9907005.
- [16] KLOE Collaboration, A. Aloisio, et al., Study of the decay  $\phi \rightarrow \pi^0 \gamma$  with the KLOE detector, *Phys. Lett. B* **536** (2002) 209–216, arXiv:hep-ex/0204012.
- [17] KLOE Collaboration, F. Ambrosino, et al., Dalitz plot analysis of  $e^+e^- \rightarrow \pi^0 \pi^0 \gamma$  events at  $\sqrt{s}$  approximately  $M(\phi)$  with the KLOE detector, *Eur. Phys. J. C* **49** (2007) 473–488, arXiv:hep-ex/0609009.
- [18] BESIII Collaboration, M. Ablikim, et al., Amplitude analysis of the  $\pi^0 \pi^0$  system produced in radiative  $J/\psi$  decays, *Phys. Rev. D* **92** (5) (2015) 052003, arXiv:1506.00546 [hep-ex], Erratum: *Phys. Rev. D* **93** (2016) 039906.
- [19] E791 Collaboration, E.M. Aitala, et al., Study of the  $D_s^+ \rightarrow \pi^- \pi^+ \pi^+$  decay and measurement of  $f(0)$  masses and widths, *Phys. Rev. Lett.* **86** (2001) 765–769, arXiv:hep-ex/0007027.
- [20] LHCb Collaboration, R. Aaij, et al., Measurement of resonant and CP components in  $\bar{B}_s^0 \rightarrow J/\psi \pi^+ \pi^-$  decays, *Phys. Rev. D* **89** (9) (2014) 092006, arXiv:1402.6248 [hep-ex].
- [21] LHCb Collaboration, R. Aaij, et al., Measurement of the resonant and CP components in  $\bar{B}^0 \rightarrow J/\psi \pi^+ \pi^-$  decays, *Phys. Rev. D* **90** (1) (2014) 012003, arXiv:1404.5673 [hep-ex].
- [22] J.T. Daub, C. Hanhart, B. Kubis, A model-independent analysis of final-state interactions in  $\bar{B}_{d/s}^0 \rightarrow J/\psi \pi \pi$ , *J. High Energy Phys.* **02** (2016) 009, arXiv:1508.06841 [hep-ph].
- [23] G. Janssen, B.C. Pearce, K. Holinde, J. Speth, On the structure of the scalar mesons  $f_0$  (975) and  $a_0$  (980), *Phys. Rev. D* **52** (1995) 2690–2700, arXiv:nucl-th/9411021.
- [24] J.D. Weinstein, N. Isgur, K anti-K molecules, *Phys. Rev. D* **41** (1990) 2236.
- [25] C.W. Xiao, U.G. Meißner, J.A. Oller, Investigation of  $J/\psi \rightarrow \gamma \pi^0 \eta (\pi^+ \pi^-, \pi^0 \pi^0)$  radiative decays including final-state interactions, *Eur. Phys. J. A* **56** (1) (2020) 23, arXiv:1907.09072 [hep-ph].
- [26] L. Maiani, A.D. Polosa, V. Riquer, C.A. Salgado, Counting valence quarks at RHIC and LHC, *Phys. Lett. B* **645** (2007) 138–145, arXiv:hep-ph/0606217.
- [27] EXHIC Collaboration, S. Cho, et al., Exotic hadrons from heavy ion collisions, *Prog. Part. Nucl. Phys.* **95** (2017) 279–322, arXiv:1702.00486 [nucl-th].
- [28] A. Gu, T. Edmonds, J. Zhao, F. Wang, Elliptical flow coalescence to identify the  $f_0(980)$  content, *Phys. Rev. C* **101** (2) (2020) 024908, arXiv:1902.07152 [nucl-ex].
- [29] HotQCD Collaboration, A. Bazavov, et al., Chiral crossover in QCD at zero and non-zero chemical potentials, *Phys. Lett. B* **795** (2019) 15–21, arXiv:1812.08235 [hep-lat].
- [30] ALICE Collaboration, K. Aamodt, et al., Two-pion Bose-Einstein correlations in central Pb-Pb collisions at  $\sqrt{s_{NN}} = 2.76$  TeV, *Phys. Lett. B* **696** (2011) 328–337, arXiv:1012.4035 [nucl-ex].
- [31] ALICE Collaboration, S. Acharya, et al., Production of the  $\rho(770)^0$  meson in pp and Pb-Pb collisions at  $\sqrt{s_{NN}} = 2.76$  TeV, *Phys. Rev. C* **99** (6) (2019) 064901, arXiv:1805.04365 [nucl-ex].
- [32] ALICE Collaboration, S. Acharya, et al., Evidence of rescattering effect in Pb-Pb collisions at the LHC through production of  $K^*(892)^0$  and  $\phi(1020)$  mesons, *Phys. Lett. B* **802** (2020) 135225, arXiv:1910.14419 [nucl-ex].
- [33] ALICE Collaboration, S. Acharya, et al., Suppression of  $\Lambda(1520)$  resonance production in central Pb-Pb collisions at  $\sqrt{s_{NN}} = 2.76$  TeV, *Phys. Rev. C* **99** (2019) 024905, arXiv:1805.04361 [nucl-ex].
- [34] R.J. Fries, B. Muller, C. Nonaka, S.A. Bass, Hadronization in heavy ion collisions: recombination and fragmentation of partons, *Phys. Rev. Lett.* **90** (2003) 202303, arXiv:nucl-th/0301087.
- [35] V. Minissale, F. Scardina, V. Greco, Hadrons from coalescence plus fragmentation in AA collisions at energies available at the BNL Relativistic Heavy Ion Collider to the CERN Large Hadron Collider, *Phys. Rev. C* **92** (5) (2015) 054904, arXiv:1502.06213 [nucl-th].
- [36] S. Plumari, V. Minissale, S.K. Das, G. Coci, V. Greco, Charmed hadrons from coalescence plus fragmentation in relativistic nucleus-nucleus collisions at RHIC and LHC, *Eur. Phys. J. C* **78** (4) (2018) 348, arXiv:1712.00730 [hep-ph].
- [37] ALICE Collaboration, B.B. Abelev, et al., Performance of the ALICE experiment at the CERN LHC, *Int. J. Mod. Phys. A* **29** (2014) 1430044, arXiv:1402.4476 [nucl-ex].
- [38] ALICE Collaboration, K. Aamodt, et al., The ALICE experiment at the CERN LHC, *J. Instrum.* **3** (2008) S08002.
- [39] ALICE Collaboration, E. Abbas, et al., Performance of the ALICE VZERO system, *J. Instrum.* **8** (2013) P10016, arXiv:1306.3130 [nucl-ex].
- [40] STAR Collaboration, C. Adler, et al., Coherent  $\rho^0$  production in ultraperipheral heavy ion collisions, *Phys. Rev. Lett.* **89** (2002) 272302, arXiv:nucl-ex/0206004.
- [41] ALICE Collaboration, J. Adam, et al., Coherent  $\rho^0$  photoproduction in ultraperipheral Pb-Pb collisions at  $\sqrt{s_{NN}} = 2.76$  TeV, *J. High Energy Phys.* **09** (2015) 095, arXiv:1503.09177 [nucl-ex].
- [42] S. Stone, L. Zhang, Use of  $B \rightarrow J/\psi f_0$  decays to discern the  $q\bar{q}$  or tetraquark nature of scalar mesons, *Phys. Rev. Lett.* **111** (6) (2013) 062001.
- [43] B.B. Abelev, et al., ALICE Collaboration, ALICE luminosity determination for pp collisions at  $\sqrt{s} = 5$  TeV, ALICE-PUBLIC-2016-005 (2016).
- [44] C. Loizides, J. Kamin, D. d’Enterria, Improved Monte Carlo Glauber predictions at present and future nuclear colliders, *Phys. Rev. C* **97** (5) (2018) 054910, arXiv:1710.07098 [nucl-ex], Erratum: *Phys. Rev. C* **99** (1) (2019) 019901.
- [45] P. Skands, S. Carrazza, J. Rojo, Tuning PYTHIA 8.1: the Monash 2013 tune, *Eur. Phys. J. C* **74** (8) (2014) 3024, arXiv:1404.5630 [hep-ph].
- [46] R. Brun, F. Bruyant, F. Carminati, S. Giani, M. Maire, A. McPherson, G. Patrick, L. Urban, GEANT Detector Description and Simulation Tool, CERN-W-5013 (10, 1994).

- [47] ALICE Collaboration, S. Acharya, et al., Transverse momentum spectra and nuclear modification factors of charged particles in pp, p-Pb and Pb-Pb collisions at the LHC, *J. High Energy Phys.* 11 (2018) 013, arXiv:1802.09145 [nucl-ex].
- [48] ALICE Collaboration, J. Adam, et al., Measurement of pion, kaon and proton production in proton-proton collisions at  $\sqrt{s} = 7$  TeV, *Eur. Phys. J. C* 75 (5) (2015) 226, arXiv:1504.00024 [nucl-ex].
- [49] J. Bellm, et al., Herwig 7.0/Herwig++ 3.0 release note, *Eur. Phys. J. C* 76 (4) (2016) 196, arXiv:1512.01178 [hep-ph].
- [50] M. Bahr, et al., Herwig++ physics and manual, *Eur. Phys. J. C* 58 (2008) 639–707, arXiv:0803.0883 [hep-ph].
- [51] Z.-W. Lin, C.M. Ko, B.-A. Li, B. Zhang, S. Pal, A multi-phase transport model for relativistic heavy ion collisions, *Phys. Rev. C* 72 (2005) 064901, arXiv:nucl-th/0411110.
- [52] B.-A. Li, C.M. Ko, Formation of superdense hadronic matter in high-energy heavy ion collisions, *Phys. Rev. C* 52 (1995) 2037–2063, arXiv:nucl-th/9505016.
- [53] B. Li, A.T. Sustich, B. Zhang, C.M. Ko, Studies of superdense hadronic matter in a relativistic transport model, *Int. J. Mod. Phys. E* 10 (2001) 267–352.
- [54] X.-N. Wang, M. Gyulassy, HIJING: A Monte Carlo model for multiple jet production in p p, p A and A A collisions, *Phys. Rev. D* 44 (1991) 3501–3516.
- [55] B. Zhang, ZPC 1.0.1: a parton cascade for ultrarelativistic heavy ion collisions, *Comput. Phys. Commun.* 109 (1998) 193–206, arXiv:nucl-th/9709009.
- [56] B. Andersson, G. Gustafson, B. Soderberg, A general model for jet fragmentation, *Z. Phys. C* 20 (1983) 317.
- [57] B. Andersson, G. Gustafson, G. Ingelman, T. Sjöstrand, Parton fragmentation and string dynamics, *Phys. Rep.* 97 (1983) 31–145.
- [58] T. Sjöstrand, High-energy physics event generation with PYTHIA 5.7 and JETSET 7.4, *Comput. Phys. Commun.* 82 (1994) 74–90.
- [59] Z.-w. Lin, C.M. Ko, Partonic effects on the elliptic flow at RHIC, *Phys. Rev. C* 65 (2002) 034904, arXiv:nucl-th/0108039.
- [60] P. Lebedowicz, R. Maciula, A. Szczurek, Production of  $f_0(980)$  meson at the LHC: color evaporation versus color-singlet gluon-gluon fusion, *Phys. Lett. B* 806 (2020) 135475, arXiv:2003.08200 [hep-ph].
- [61] ALICE Collaboration, S. Acharya, et al., Production of charged pions, kaons, and (anti-)protons in Pb-Pb and inelastic pp collisions at  $\sqrt{s_{NN}} = 5.02$  TeV, *Phys. Rev. C* 101 (4) (2020) 044907, arXiv:1910.07678 [nucl-ex].
- [62] W. Hofmann, Particle composition in hadronic jets in  $e^+e^-$  annihilation, *Annu. Rev. Nucl. Part. Sci.* 38 (1988) 279–322.
- [63] P.V. Chliapnikov, Hyperfine splitting in light-flavour hadron production at LEP, *Phys. Lett. B* 462 (1999) 341–353.
- [64] M. Aguilar-Benitez, et al., Inclusive particle production in 400-GeV/c pp interactions, *Z. Phys. C* 50 (1991) 405–426.
- [65] F. Becattini, P. Castorina, J. Manninen, H. Satz, The thermal production of strange and non-strange hadrons in  $e^+e^-$  collisions, *Eur. Phys. J. C* 56 (2008) 493–510, arXiv:0805.0964 [hep-ph].
- [66] F. Becattini, U.W. Heinz, Thermal hadron production in p p and p anti-p collisions, *Z. Phys. C* 76 (1997) 269–286, arXiv:hep-ph/9702274, Erratum: *Z. Phys. C* 76 (1997) 578.
- [67] A. Andronic, P. Braun-Munzinger, K. Redlich, J. Stachel, Decoding the phase structure of QCD via particle production at high energy, *Nature* 561 (7723) (2018) 321–330, arXiv:1710.09425 [nucl-th].
- [68] V. Vovchenko, B. Dönigus, H. Stoecker, Canonical statistical model analysis of p-p, p-Pb, and Pb-Pb collisions at energies available at the CERN Large Hadron Collider, *Phys. Rev. C* 100 (5) (2019) 054906, arXiv:1906.03145 [hep-ph].
- [69] ALICE Collaboration, B.B. Abelev, et al.,  $K^*(892)^0$  and  $\phi(1020)$  production in Pb-Pb collisions at  $\sqrt{s_{NN}} = 2.76$  TeV, *Phys. Rev. C* 91 (2015) 024609, arXiv:1404.0495 [nucl-ex].

## ALICE Collaboration

S. Acharya<sup>124</sup>, D. Adamová<sup>85</sup>, A. Adler<sup>69</sup>, G. Aglieri Rinella<sup>32</sup>, M. Agnello<sup>29</sup>, N. Agrawal<sup>50</sup>, Z. Ahammed<sup>132</sup>, S. Ahmad<sup>15</sup>, S.U. Ahn<sup>70</sup>, I. Ahuja<sup>37</sup>, A. Akindinov<sup>140</sup>, M. Al-Turany<sup>97</sup>, D. Aleksandrov<sup>140</sup>, B. Alessandro<sup>55</sup>, H.M. Alfanda<sup>6</sup>, R. Alfaro Molina<sup>66</sup>, B. Ali<sup>15</sup>, Y. Ali<sup>13</sup>, A. Alici<sup>25</sup>, N. Alizadehvandchali<sup>113</sup>, A. Alkin<sup>32</sup>, J. Alme<sup>20</sup>, G. Alocco<sup>51</sup>, T. Alt<sup>63</sup>, I. Altsybeev<sup>140</sup>, M.N. Anaam<sup>6</sup>, C. Andrei<sup>45</sup>, A. Andronic<sup>135</sup>, V. Anguelov<sup>94</sup>, F. Antinori<sup>53</sup>, P. Antonioli<sup>50</sup>, C. Anuj<sup>15</sup>, N. Apadula<sup>73</sup>, L. Aphecetche<sup>103</sup>, H. Appelshäuser<sup>63</sup>, C. Arata<sup>72</sup>, S. Arcelli<sup>25</sup>, M. Aresti<sup>51</sup>, R. Arnaldi<sup>55</sup>, I.C. Arsene<sup>19</sup>, M. Arslanovic<sup>137</sup>, A. Augustinus<sup>32</sup>, R. Averbeck<sup>97</sup>, S. Aziz<sup>128</sup>, M.D. Azmi<sup>15</sup>, A. Badalà<sup>52</sup>, Y.W. Baek<sup>40</sup>, X. Bai<sup>117</sup>, R. Bailhache<sup>63</sup>, Y. Bailung<sup>47</sup>, R. Bala<sup>90</sup>, A. Balbino<sup>29</sup>, A. Baldissari<sup>127</sup>, B. Balis<sup>2</sup>, D. Banerjee<sup>4</sup>, Z. Banoo<sup>90</sup>, R. Barbera<sup>26</sup>, L. Barioglio<sup>95</sup>, M. Barlou<sup>77</sup>, G.G. Barnaföldi<sup>136</sup>, L.S. Barnby<sup>84</sup>, V. Barret<sup>124</sup>, L. Barreto<sup>109</sup>, C. Bartels<sup>116</sup>, K. Barth<sup>32</sup>, E. Bartsch<sup>63</sup>, F. Baruffaldi<sup>27</sup>, N. Bastid<sup>124</sup>, S. Basu<sup>74</sup>, G. Batigne<sup>103</sup>, D. Battistini<sup>95</sup>, B. Batyunya<sup>141</sup>, D. Bauri<sup>46</sup>, J.L. Bazo Alba<sup>101</sup>, I.G. Bearden<sup>82</sup>, C. Beattie<sup>137</sup>, P. Becht<sup>97</sup>, D. Behera<sup>47</sup>, I. Belikov<sup>126</sup>, A.D.C. Bell Hechavarria<sup>135</sup>, F. Bellini<sup>25</sup>, R. Bellwied<sup>113</sup>, S. Belokurova<sup>140</sup>, V. Belyaev<sup>140</sup>, G. Bencedi<sup>136,64</sup>, S. Beole<sup>24</sup>, A. Bercuci<sup>45</sup>, Y. Berdnikov<sup>140</sup>, A. Berdnikova<sup>94</sup>, L. Bergmann<sup>94</sup>, M.G. Besoiu<sup>62</sup>, L. Betev<sup>32</sup>, P.P. Bhaduri<sup>132</sup>, A. Bhasin<sup>90</sup>, M.A. Bhat<sup>4</sup>, B. Bhattacharjee<sup>41</sup>, L. Bianchi<sup>24</sup>, N. Bianchi<sup>48</sup>, J. Bielčik<sup>35</sup>, J. Bielčíková<sup>85</sup>, J. Biernat<sup>106</sup>, A.P. Bigot<sup>126</sup>, A. Bilandzic<sup>95</sup>, G. Biro<sup>136</sup>, S. Biswas<sup>4</sup>, N. Bize<sup>103</sup>, J.T. Blair<sup>107</sup>, D. Blau<sup>140</sup>, M.B. Blidaru<sup>97</sup>, N. Bluhme<sup>38</sup>, C. Blume<sup>63</sup>, G. Boca<sup>21,54</sup>, F. Bock<sup>86</sup>, T. Bodova<sup>20</sup>, A. Bogdanov<sup>140</sup>, S. Boi<sup>22</sup>, J. Bok<sup>57</sup>, L. Boldizsár<sup>136</sup>, A. Bolozdynya<sup>140</sup>, M. Bombara<sup>37</sup>, P.M. Bond<sup>32</sup>, G. Bonomi<sup>131,54</sup>, H. Borel<sup>127</sup>, A. Borissov<sup>140</sup>, H. Bossi<sup>137</sup>, E. Botta<sup>24</sup>, L. Bratrud<sup>63</sup>, P. Braun-Munzinger<sup>97</sup>, M. Bregant<sup>109</sup>, M. Broz<sup>35</sup>, G.E. Bruno<sup>96,31</sup>, M.D. Buckland<sup>116</sup>, D. Budnikov<sup>140</sup>, H. Buesching<sup>63</sup>, S. Bufalino<sup>29</sup>, O. Bugnon<sup>103</sup>, P. Buhler<sup>102</sup>, Z. Buthelezi<sup>67,120</sup>, J.B. Butt<sup>13</sup>, S.A. Bysiak<sup>106</sup>, M. Cai<sup>27,6</sup>, H. Caines<sup>137</sup>, A. Caliva<sup>97</sup>, E. Calvo Villar<sup>101</sup>, J.M.M. Camacho<sup>108</sup>, P. Camerini<sup>23</sup>, F.D.M. Canedo<sup>109</sup>, M. Carabas<sup>123</sup>, F. Carnesecchi<sup>32</sup>, R. Caron<sup>125</sup>, J. Castillo Castellanos<sup>127</sup>, F. Catalano<sup>24,29</sup>, C. Ceballos Sanchez<sup>141</sup>, I. Chakaberia<sup>73</sup>, P. Chakraborty<sup>46</sup>, S. Chandra<sup>132</sup>, S. Chapeland<sup>32</sup>, M. Chartier<sup>116</sup>, S. Chattopadhyay<sup>132</sup>, S. Chattopadhyay<sup>99</sup>, T.G. Chavez<sup>44</sup>, T. Cheng<sup>6</sup>, C. Cheshkov<sup>125</sup>, B. Cheynis<sup>125</sup>, V. Chibante Barroso<sup>32</sup>, D.D. Chinellato<sup>110</sup>, E.S. Chizzali<sup>95,II</sup>, J. Cho<sup>57</sup>, S. Cho<sup>57</sup>, P. Chochula<sup>32</sup>, P. Christakoglou<sup>83</sup>, C.H. Christensen<sup>82</sup>, P. Christiansen<sup>74</sup>, T. Chujo<sup>122</sup>, M. Ciaccio<sup>29</sup>, C. Cicalo<sup>51</sup>, L. Cifarelli<sup>25</sup>, F. Cindolo<sup>50</sup>, M.R. Ciupek<sup>97</sup>, G. Clai<sup>50,III</sup>, F. Colamaria<sup>49</sup>, J.S. Colburn<sup>100</sup>, D. Colella<sup>96,31</sup>, A. Collu<sup>73</sup>, M. Colocci<sup>32</sup>, M. Concas<sup>55,IV</sup>, G. Conesa Balbastre<sup>72</sup>, Z. Conesa del Valle<sup>128</sup>, G. Contin<sup>23</sup>, J.G. Contreras<sup>35</sup>, M.L. Coquet<sup>127</sup>, T.M. Cormier<sup>86,I</sup>, P. Cortese<sup>130,55</sup>, M.R. Cosentino<sup>111</sup>, F. Costa<sup>32</sup>, S. Costanza<sup>21,54</sup>, J. Crkovská<sup>94</sup>, P. Crochet<sup>124</sup>, R. Cruz-Torres<sup>73</sup>, E. Cuautle<sup>64</sup>, P. Cui<sup>6</sup>, L. Cunqueiro<sup>86</sup>, A. Dainese<sup>53</sup>, M.C. Danisch<sup>94</sup>, A. Danu<sup>62</sup>, P. Das<sup>79</sup>, P. Das<sup>4</sup>,

S. Das<sup>4</sup>, A.R. Dash<sup>135</sup>, S. Dash<sup>46</sup>, R.M.H. David<sup>44</sup>, A. De Caro<sup>28</sup>, G. de Cataldo<sup>49</sup>, L. De Cilladi<sup>24</sup>, J. de Cuveland<sup>38</sup>, A. De Falco<sup>22</sup>, D. De Gruttola<sup>28</sup>, N. De Marco<sup>55</sup>, C. De Martin<sup>23</sup>, S. De Pasquale<sup>28</sup>, S. Deb<sup>47</sup>, R.J. Debski<sup>2</sup>, K.R. Deja<sup>133</sup>, R. Del Grande<sup>95</sup>, L. Dello Stritto<sup>28</sup>, W. Deng<sup>6</sup>, P. Dhankher<sup>18</sup>, D. Di Bari<sup>31</sup>, A. Di Mauro<sup>32</sup>, R.A. Diaz<sup>141,7</sup>, T. Dietel<sup>112</sup>, Y. Ding<sup>125,6</sup>, R. Divià<sup>32</sup>, D.U. Dixit<sup>18</sup>, Ø. Djuvsland<sup>20</sup>, U. Dmitrieva<sup>140</sup>, A. Dobrin<sup>62</sup>, B. Dönigus<sup>63</sup>, A.K. Dubey<sup>132</sup>, J.M. Dubinski<sup>133</sup>, A. Dubla<sup>97</sup>, S. Dudi<sup>89</sup>, P. Dupieux<sup>124</sup>, M. Durkac<sup>105</sup>, N. Dzalaiova<sup>12</sup>, T.M. Eder<sup>135</sup>, R.J. Ehlers<sup>86</sup>, V.N. Eikeland<sup>20</sup>, F. Eisenhut<sup>63</sup>, D. Elia<sup>49</sup>, B. Erasmus<sup>103</sup>, F. Ercolessi<sup>25</sup>, F. Erhardt<sup>88</sup>, M.R. Ersdal<sup>20</sup>, B. Espagnon<sup>128</sup>, G. Eulisse<sup>32</sup>, D. Evans<sup>100</sup>, S. Evdokimov<sup>140</sup>, L. Fabbietti<sup>95</sup>, M. Faggin<sup>27</sup>, J. Faivre<sup>72</sup>, F. Fan<sup>6</sup>, W. Fan<sup>73</sup>, A. Fantoni<sup>48</sup>, M. Fasel<sup>86</sup>, P. Fecchio<sup>29</sup>, A. Feliciello<sup>55</sup>, G. Feofilov<sup>140</sup>, A. Fernández Téllez<sup>44</sup>, M.B. Ferrer<sup>32</sup>, A. Ferrero<sup>127</sup>, C. Ferrero<sup>55</sup>, A. Ferretti<sup>24</sup>, V.J.G. Feuillard<sup>94</sup>, V. Filova<sup>35</sup>, D. Finogeev<sup>140</sup>, F.M. Fionda<sup>51</sup>, G. Fiorenza<sup>96</sup>, F. Flor<sup>113</sup>, A.N. Flores<sup>107</sup>, S. Foertsch<sup>67</sup>, I. Fokin<sup>94</sup>, S. Fokin<sup>140</sup>, E. Fragiaco<sup>56</sup>, E. Frajna<sup>136</sup>, U. Fuchs<sup>32</sup>, N. Funicello<sup>28</sup>, C. Furget<sup>72</sup>, A. Furs<sup>140</sup>, T. Fusayasu<sup>98</sup>, J.J. Gaardhøje<sup>82</sup>, M. Gagliardi<sup>24</sup>, A.M. Gago<sup>101</sup>, A. Gal<sup>126</sup>, C.D. Galvan<sup>108</sup>, D.R. Gangadharan<sup>113</sup>, P. Ganoti<sup>77</sup>, C. Garabatos<sup>97</sup>, J.R.A. Garcia<sup>44</sup>, E. Garcia-Solis<sup>9</sup>, K. Garg<sup>103</sup>, C. Gargiulo<sup>32</sup>, A. Garibli<sup>80</sup>, K. Garner<sup>135</sup>, A. Gautam<sup>115</sup>, M.B. Gay Ducati<sup>65</sup>, M. Germain<sup>103</sup>, C. Ghosh<sup>132</sup>, S.K. Ghosh<sup>4</sup>, M. Giacalone<sup>25</sup>, P. Gianotti<sup>48</sup>, P. Giubellino<sup>97,55</sup>, P. Giubilato<sup>27</sup>, A.M.C. Glaenger<sup>127</sup>, P. Glässel<sup>94</sup>, E. Glimos<sup>119</sup>, D.J.Q. Goh<sup>75</sup>, V. Gonzalez<sup>134</sup>, L.H. González-Trueba<sup>66</sup>, M. Gorgon<sup>2</sup>, S. Gotovac<sup>33</sup>, V. Grabski<sup>66</sup>, L.K. Graczykowski<sup>133</sup>, E. Grecka<sup>85</sup>, L. Greiner<sup>73</sup>, A. Grelli<sup>58</sup>, C. Grigoras<sup>32</sup>, V. Grigoriev<sup>140</sup>, S. Grigoryan<sup>141,1</sup>, F. Grosa<sup>32</sup>, J.F. Grosse-Oetringhaus<sup>32</sup>, R. Grosso<sup>97</sup>, D. Grund<sup>35</sup>, G.G. Guardiano<sup>110</sup>, R. Guernane<sup>72</sup>, M. Guilbaud<sup>103</sup>, K. Gulbrandsen<sup>82</sup>, T. Gunji<sup>121</sup>, W. Guo<sup>6</sup>, A. Gupta<sup>90</sup>, R. Gupta<sup>90</sup>, S.P. Guzman<sup>44</sup>, L. Gyulai<sup>136</sup>, M.K. Habib<sup>97</sup>, C. Hadjidakis<sup>128</sup>, H. Hamagaki<sup>75</sup>, M. Hamid<sup>6</sup>, Y. Han<sup>138</sup>, R. Hannigan<sup>107</sup>, M.R. Haque<sup>133</sup>, A. Harlenderova<sup>97</sup>, J.W. Harris<sup>137</sup>, A. Harton<sup>9</sup>, H. Hassan<sup>86</sup>, D. Hatzifotiadou<sup>50</sup>, P. Hauer<sup>42</sup>, L.B. Havener<sup>137</sup>, S.T. Heckel<sup>95</sup>, E. Hellbär<sup>97</sup>, H. Helstrup<sup>34</sup>, T. Herman<sup>35</sup>, G. Herrera Corral<sup>8</sup>, F. Herrmann<sup>135</sup>, S. Herrmann<sup>125</sup>, K.F. Hetland<sup>34</sup>, B. Heybeck<sup>63</sup>, H. Hillemanns<sup>32</sup>, C. Hills<sup>116</sup>, B. Hippolyte<sup>126</sup>, B. Hofman<sup>58</sup>, B. Hohlweger<sup>83</sup>, J. Honermann<sup>135</sup>, G.H. Hong<sup>138</sup>, D. Horak<sup>35</sup>, A. Horzyk<sup>2</sup>, R. Hosokawa<sup>14</sup>, Y. Hou<sup>6</sup>, P. Hristov<sup>32</sup>, C. Hughes<sup>119</sup>, P. Huhn<sup>63</sup>, L.M. Huhta<sup>114</sup>, C.V. Hulse<sup>128</sup>, T.J. Humanic<sup>87</sup>, H. Hushnud<sup>99</sup>, A. Hutson<sup>113</sup>, D. Hutter<sup>38</sup>, J.P. Iddon<sup>116</sup>, R. Ilkaev<sup>140</sup>, H. Ilyas<sup>13</sup>, M. Inaba<sup>122</sup>, G.M. Innocenti<sup>32</sup>, M. Ippolitov<sup>140</sup>, A. Isakov<sup>85</sup>, T. Isidori<sup>115</sup>, M.S. Islam<sup>99</sup>, M. Ivanov<sup>97</sup>, M. Ivanov<sup>12</sup>, V. Ivanov<sup>140</sup>, V. Izucheev<sup>140</sup>, M. Jablonski<sup>2</sup>, B. Jacak<sup>73</sup>, N. Jacazio<sup>32</sup>, P.M. Jacobs<sup>73</sup>, S. Jadlovská<sup>105</sup>, J. Jadlovsky<sup>105</sup>, S. Jaelani<sup>81</sup>, L. Jaffe<sup>38</sup>, C. Jahnke<sup>110</sup>, M.A. Janik<sup>133</sup>, T. Janson<sup>69</sup>, M. Jercic<sup>88</sup>, O. Jevons<sup>100</sup>, A.A.P. Jimenez<sup>64</sup>, F. Jonas<sup>86</sup>, P.G. Jones<sup>100</sup>, J.M. Jowett<sup>32,97</sup>, J. Jung<sup>63</sup>, M. Jung<sup>63</sup>, A. Junique<sup>32</sup>, A. Jusko<sup>100</sup>, M.J. Kabus<sup>32,133</sup>, J. Kaewjai<sup>104</sup>, P. Kalinak<sup>59</sup>, A.S. Kalteyer<sup>97</sup>, A. Kalweit<sup>32</sup>, V. Kaplin<sup>140</sup>, A. Karasu Uysal<sup>71</sup>, D. Karatovic<sup>88</sup>, O. Karavichev<sup>140</sup>, T. Karavicheva<sup>140</sup>, P. Karczmarczyk<sup>133</sup>, E. Karpechev<sup>140</sup>, V. Kashyap<sup>79</sup>, A. Kazantsev<sup>140</sup>, U. Keschull<sup>69</sup>, R. Keidel<sup>139</sup>, D.L.D. Keijdener<sup>58</sup>, M. Keil<sup>32</sup>, B. Ketzer<sup>42</sup>, A.M. Khan<sup>6</sup>, S. Khan<sup>15</sup>, A. Khanzadeev<sup>140</sup>, Y. Kharlov<sup>140</sup>, A. Khatun<sup>15</sup>, A. Khuntia<sup>106</sup>, B. Kileng<sup>34</sup>, B. Kim<sup>16</sup>, C. Kim<sup>16</sup>, D.J. Kim<sup>114</sup>, E.J. Kim<sup>68</sup>, J. Kim<sup>138</sup>, J.S. Kim<sup>40</sup>, J. Kim<sup>94</sup>, J. Kim<sup>68</sup>, M. Kim<sup>94</sup>, S. Kim<sup>17</sup>, T. Kim<sup>138</sup>, K. Kimura<sup>92</sup>, S. Kirsch<sup>63</sup>, I. Kisel<sup>38</sup>, S. Kiselev<sup>140</sup>, A. Kisiel<sup>133</sup>, J.P. Kitowski<sup>2</sup>, J.L. Klay<sup>5</sup>, J. Klein<sup>32</sup>, S. Klein<sup>73</sup>, C. Klein-Bösing<sup>135</sup>, M. Kleiner<sup>63</sup>, T. Klemenz<sup>95</sup>, A. Kluge<sup>32</sup>, A.G. Knospe<sup>113</sup>, C. Kobdaj<sup>104</sup>, T. Kollegger<sup>97</sup>, A. Kondratyev<sup>141</sup>, E. Kondratyuk<sup>140</sup>, J. Konig<sup>63</sup>, S.A. Konigstorfer<sup>95</sup>, P.J. Konopka<sup>32</sup>, G. Kornakov<sup>133</sup>, S.D. Koryciak<sup>2</sup>, A. Kotliarov<sup>85</sup>, O. Kovalenko<sup>78</sup>, V. Kovalenko<sup>140</sup>, M. Kowalski<sup>106</sup>, I. Králik<sup>59</sup>, A. Kravčáková<sup>37</sup>, L. Kreis<sup>97</sup>, M. Krivda<sup>100,59</sup>, F. Krizek<sup>85</sup>, K. Krizkova Gajdosova<sup>35</sup>, M. Kroesen<sup>94</sup>, M. Krüger<sup>63</sup>, D.M. Krupova<sup>35</sup>, E. Kryshen<sup>140</sup>, M. Krzewicki<sup>38</sup>, V. Kučera<sup>32</sup>, C. Kuhn<sup>126</sup>, P.G. Kuijjer<sup>83</sup>, T. Kumaoka<sup>122</sup>, D. Kumar<sup>132</sup>, L. Kumar<sup>89</sup>, N. Kumar<sup>89</sup>, S. Kumar<sup>31</sup>, S. Kundu<sup>32</sup>, P. Kurashvili<sup>78</sup>, A. Kurepin<sup>140</sup>, A.B. Kurepin<sup>140</sup>, S. Kushpil<sup>85</sup>, J. Kvapil<sup>100</sup>, M.J. Kweon<sup>57</sup>, J.Y. Kwon<sup>57</sup>, Y. Kwon<sup>138</sup>, S.L. La Pointe<sup>38</sup>, P. La Rocca<sup>26</sup>, Y.S. Lai<sup>73</sup>, A. Lakrathok<sup>104</sup>, M. Lamanna<sup>32</sup>, R. Langoy<sup>118</sup>, P. Larionov<sup>48</sup>, E. Laudi<sup>32</sup>, L. Lautner<sup>32,95</sup>, R. Lavicka<sup>102</sup>, T. Lazareva<sup>140</sup>, R. Lea<sup>131,54</sup>, G. Legras<sup>135</sup>, J. Lehrbach<sup>38</sup>, R.C. Lemmon<sup>84</sup>, I. León Monzón<sup>108</sup>, M.M. Lesch<sup>95</sup>, E.D. Lesser<sup>18</sup>, M. Lettrich<sup>95</sup>, P. Lévai<sup>136</sup>, X. Li<sup>10</sup>, X.L. Li<sup>6</sup>, J. Lien<sup>118</sup>, R. Lietava<sup>100</sup>, B. Lim<sup>16</sup>, S.H. Lim<sup>16</sup>, V. Lindenstruth<sup>38</sup>, A. Lindner<sup>45</sup>, C. Lippmann<sup>97</sup>, A. Liu<sup>18</sup>, D.H. Liu<sup>6</sup>, J. Liu<sup>116</sup>, I.M. Lofnes<sup>20</sup>, C. Loizides<sup>86</sup>, P. Loncar<sup>33</sup>, J.A. Lopez<sup>94</sup>, X. Lopez<sup>124</sup>, E. López Torres<sup>7</sup>, P. Lu<sup>97,117</sup>, J.R. Luhder<sup>135</sup>, M. Lunardon<sup>27</sup>, G. Luparello<sup>56</sup>, Y.G. Ma<sup>39</sup>, A. Maevskaya<sup>140</sup>, M. Mager<sup>32</sup>, T. Mahmoud<sup>42</sup>, A. Maire<sup>126</sup>, M. Malaev<sup>140</sup>, G. Malfattore<sup>25</sup>, N.M. Malik<sup>90</sup>, Q.W. Malik<sup>19</sup>, S.K. Malik<sup>90</sup>, L. Malinina<sup>141,VII</sup>, D. Mal'Kevich<sup>140</sup>, D. Mallick<sup>79</sup>, N. Mallick<sup>47</sup>, G. Mandaglio<sup>30,52</sup>, V. Manko<sup>140</sup>,

F. Manso<sup>124</sup>, V. Manzari<sup>49</sup>, Y. Mao<sup>6</sup>, G.V. Margagliotti<sup>23</sup>, A. Margotti<sup>50</sup>, A. Marín<sup>97</sup>, C. Markert<sup>107</sup>, M. Marquard<sup>63</sup>, P. Martinengo<sup>32</sup>, J.L. Martinez<sup>113</sup>, M.I. Martínez<sup>44</sup>, G. Martínez García<sup>103</sup>, S. Masciocchi<sup>97</sup>, M. Maserà<sup>24</sup>, A. Masoni<sup>51</sup>, L. Massacrier<sup>128</sup>, A. Mastroserio<sup>129,49</sup>, A.M. Mathis<sup>95</sup>, O. Matonoha<sup>74</sup>, P.F.T. Matuoka<sup>109</sup>, A. Matyja<sup>106</sup>, C. Mayer<sup>106</sup>, A.L. Mazuecos<sup>32</sup>, F. Mazzaschi<sup>24</sup>, M. Mazzilli<sup>32</sup>, J.E. Mdhului<sup>120</sup>, A.F. Mechler<sup>63</sup>, Y. Melikyan<sup>140</sup>, A. Menchaca-Rocha<sup>66</sup>, E. Meninno<sup>102,28</sup>, A.S. Menon<sup>113</sup>, M. Meres<sup>12</sup>, S. Mhlanga<sup>112,67</sup>, Y. Miake<sup>122</sup>, L. Micheletti<sup>55</sup>, L.C. Migliorin<sup>125</sup>, D.L. Mihaylov<sup>95</sup>, K. Mikhaylov<sup>141,140</sup>, A.N. Mishra<sup>136</sup>, D. Miśkowiec<sup>97</sup>, A. Modak<sup>4</sup>, A.P. Mohanty<sup>58</sup>, B. Mohanty<sup>79</sup>, M. Mohisin Khan<sup>15,V</sup>, M.A. Molander<sup>43</sup>, Z. Moravcova<sup>82</sup>, C. Mordasini<sup>95</sup>, D.A. Moreira De Godoy<sup>135</sup>, I. Morozov<sup>140</sup>, A. Morsch<sup>32</sup>, T. Mrnjavac<sup>32</sup>, V. Muccifora<sup>48</sup>, S. Muhuri<sup>132</sup>, J.D. Mulligan<sup>73</sup>, A. Mulliri<sup>22</sup>, M.G. Munhoz<sup>109</sup>, R.H. Munzer<sup>63</sup>, H. Murakami<sup>121</sup>, S. Murray<sup>112</sup>, L. Musa<sup>32</sup>, J. Musinsky<sup>59</sup>, J.W. Myrcha<sup>133</sup>, B. Naik<sup>120</sup>, R. Nair<sup>78</sup>, A.I. Nambrath<sup>18</sup>, B.K. Nandi<sup>46</sup>, R. Nania<sup>50</sup>, E. Nappi<sup>49</sup>, A.F. Nassirpour<sup>74</sup>, A. Nath<sup>94</sup>, C. Nattrass<sup>119</sup>, A. Neagu<sup>19</sup>, A. Negru<sup>123</sup>, L. Nellen<sup>64</sup>, S.V. Nesbo<sup>34</sup>, G. Neskovic<sup>38</sup>, D. Nesterov<sup>140</sup>, B.S. Nielsen<sup>82</sup>, E.G. Nielsen<sup>82</sup>, S. Nikolaev<sup>140</sup>, S. Nikulin<sup>140</sup>, V. Nikulin<sup>140</sup>, F. Noferini<sup>50</sup>, S. Noh<sup>11</sup>, P. Nomokonov<sup>141</sup>, J. Norman<sup>116</sup>, N. Novitzky<sup>122</sup>, P. Nowakowski<sup>133</sup>, A. Nyanin<sup>140</sup>, J. Nystrand<sup>20</sup>, M. Ogino<sup>75</sup>, A. Ohlson<sup>74</sup>, V.A. Okorokov<sup>140</sup>, J. Oleniacz<sup>133</sup>, A.C. Oliveira Da Silva<sup>119</sup>, M.H. Oliver<sup>137</sup>, A. Onnerstad<sup>114</sup>, C. Oppedisano<sup>55</sup>, A. Ortiz Velasquez<sup>64</sup>, A. Oskarsson<sup>74</sup>, J. Otwinowski<sup>106</sup>, M. Oya<sup>92</sup>, K. Oyama<sup>75</sup>, Y. Pachmayer<sup>94</sup>, S. Padhan<sup>46</sup>, D. Pagano<sup>131,54</sup>, G. Paic<sup>64</sup>, A. Palasciano<sup>49</sup>, S. Panebianco<sup>127</sup>, H. Park<sup>122</sup>, J. Park<sup>57</sup>, J.E. Parkkila<sup>32,114</sup>, S.P. Pathak<sup>113</sup>, R.N. Patra<sup>90</sup>, B. Paul<sup>22</sup>, H. Pei<sup>6</sup>, T. Peitzmann<sup>58</sup>, X. Peng<sup>6</sup>, M. Pennisi<sup>24</sup>, L.G. Pereira<sup>65</sup>, H. Pereira Da Costa<sup>127</sup>, D. Peresunko<sup>140</sup>, G.M. Perez<sup>7</sup>, S. Perrin<sup>127</sup>, Y. Pestov<sup>140</sup>, V. Petráček<sup>35</sup>, V. Petrov<sup>140</sup>, M. Petrovici<sup>45</sup>, R.P. Pezzi<sup>103,65</sup>, S. Piano<sup>56</sup>, M. Pikna<sup>12</sup>, P. Pillot<sup>103</sup>, O. Pinazza<sup>50,32</sup>, L. Pinsky<sup>113</sup>, C. Pinto<sup>95</sup>, S. Pisano<sup>48</sup>, M. Płoskoń<sup>73</sup>, M. Planinic<sup>88</sup>, F. Pliquett<sup>63</sup>, M.G. Poghosyan<sup>86</sup>, S. Politano<sup>29</sup>, N. Poljak<sup>88</sup>, A. Pop<sup>45</sup>, S. Porteboeuf-Houssais<sup>124</sup>, J. Porter<sup>73</sup>, V. Pozdniakov<sup>141</sup>, S.K. Prasad<sup>4</sup>, S. Prasad<sup>47</sup>, R. Preghenella<sup>50</sup>, F. Prino<sup>55</sup>, C.A. Pruneau<sup>134</sup>, I. Pshenichnov<sup>140</sup>, M. Puccio<sup>32</sup>, S. Pucillo<sup>24</sup>, Z. Pugelova<sup>105</sup>, S. Qiu<sup>83</sup>, L. Quaglia<sup>24</sup>, R.E. Quishpe<sup>113</sup>, S. Ragoni<sup>14,100</sup>, A. Rakotozafindrabe<sup>127</sup>, L. Ramello<sup>130,55</sup>, F. Rami<sup>126</sup>, S.A.R. Ramirez<sup>44</sup>, T.A. Rancien<sup>72</sup>, R. Raniwala<sup>91</sup>, S. Raniwala<sup>91</sup>, S.S. Räsänen<sup>43</sup>, R. Rath<sup>50,47</sup>, I. Ravasenga<sup>83</sup>, K.F. Read<sup>86,119</sup>, A.R. Redelbach<sup>38</sup>, K. Redlich<sup>78,VI</sup>, A. Rehman<sup>20</sup>, P. Reichelt<sup>63</sup>, F. Reidt<sup>32</sup>, H.A. Reme-Ness<sup>34</sup>, Z. Rescakova<sup>37</sup>, K. Reygers<sup>94</sup>, A. Riabov<sup>140</sup>, V. Riabov<sup>140</sup>, R. Ricci<sup>28</sup>, T. Richert<sup>74</sup>, M. Richter<sup>19</sup>, A.A. Riedel<sup>95</sup>, W. Riegler<sup>32</sup>, F. Riggi<sup>26</sup>, C. Ristea<sup>62</sup>, M. Rodríguez Cahuantzi<sup>44</sup>, K. Røed<sup>19</sup>, R. Rogalev<sup>140</sup>, E. Rogochaya<sup>141</sup>, T.S. Rogoschinski<sup>63</sup>, D. Rohr<sup>32</sup>, D. Röhrich<sup>20</sup>, P.F. Rojas<sup>44</sup>, S. Rojas Torres<sup>35</sup>, P.S. Rokita<sup>133</sup>, G. Romanenko<sup>141</sup>, F. Ronchetti<sup>48</sup>, A. Rosano<sup>30,52</sup>, E.D. Rosas<sup>64</sup>, A. Rossi<sup>53</sup>, A. Roy<sup>47</sup>, P. Roy<sup>99</sup>, S. Roy<sup>46</sup>, N. Rubini<sup>25</sup>, D. Ruggiano<sup>133</sup>, R. Rui<sup>23</sup>, B. Rumyantsev<sup>141</sup>, P.G. Russek<sup>2</sup>, R. Russo<sup>83</sup>, A. Rustamov<sup>80</sup>, E. Ryabinkin<sup>140</sup>, Y. Ryabov<sup>140</sup>, A. Rybicki<sup>106</sup>, H. Rytönen<sup>114</sup>, W. Rzeska<sup>133</sup>, O.A.M. Saarimaki<sup>43</sup>, R. Sadek<sup>103</sup>, S. Sadhu<sup>31</sup>, S. Sadvovsky<sup>140</sup>, J. Saetre<sup>20</sup>, K. Šafařík<sup>35</sup>, S. Saha<sup>79</sup>, B. Sahoo<sup>46</sup>, R. Sahoo<sup>47</sup>, S. Sahoo<sup>60</sup>, D. Sahu<sup>47</sup>, P.K. Sahu<sup>60</sup>, J. Saini<sup>132</sup>, K. Sajdakova<sup>37</sup>, S. Sakai<sup>122</sup>, M.P. Salvan<sup>97</sup>, S. Sambyal<sup>90</sup>, T.B. Saramela<sup>109</sup>, D. Sarkar<sup>134</sup>, N. Sarkar<sup>132</sup>, P. Sarma<sup>41</sup>, V. Sarritzu<sup>22</sup>, V.M. Sarti<sup>95</sup>, M.H.P. Sas<sup>137</sup>, J. Schambach<sup>86</sup>, H.S. Scheid<sup>63</sup>, C. Schiaua<sup>45</sup>, R. Schicker<sup>94</sup>, A. Schmah<sup>94</sup>, C. Schmidt<sup>97</sup>, H.R. Schmidt<sup>93</sup>, M.O. Schmidt<sup>32</sup>, M. Schmidt<sup>93</sup>, N.V. Schmidt<sup>86</sup>, A.R. Schmier<sup>119</sup>, R. Schotter<sup>126</sup>, J. Schukraft<sup>32</sup>, K. Schwarz<sup>97</sup>, K. Schweda<sup>97</sup>, G. Scioli<sup>25</sup>, E. Scomparin<sup>55</sup>, J.E. Seger<sup>14</sup>, Y. Sekiguchi<sup>121</sup>, D. Sekihata<sup>121</sup>, I. Selyuzhenkov<sup>97,140</sup>, S. Senyukov<sup>126</sup>, J.J. Seo<sup>57</sup>, D. Serebryakov<sup>140</sup>, L. Šerkšnytė<sup>95</sup>, A. Sevcenco<sup>62</sup>, T.J. Shaba<sup>67</sup>, A. Shabetai<sup>103</sup>, R. Shahoyan<sup>32</sup>, A. Shangaraev<sup>140</sup>, A. Sharma<sup>89</sup>, D. Sharma<sup>46</sup>, H. Sharma<sup>106</sup>, M. Sharma<sup>90</sup>, N. Sharma<sup>89</sup>, S. Sharma<sup>75</sup>, S. Sharma<sup>90</sup>, U. Sharma<sup>90</sup>, A. Shatat<sup>128</sup>, O. Sheibani<sup>113</sup>, K. Shigaki<sup>92</sup>, M. Shimomura<sup>76</sup>, S. Shirinkin<sup>140</sup>, Q. Shou<sup>39</sup>, Y. Sibiriak<sup>140</sup>, S. Siddhanta<sup>51</sup>, T. Siemiarczuk<sup>78</sup>, T.F. Silva<sup>109</sup>, D. Silvermyr<sup>74</sup>, T. Simantathammakul<sup>104</sup>, R. Simeonov<sup>36</sup>, B. Singh<sup>90</sup>, B. Singh<sup>95</sup>, R. Singh<sup>79</sup>, R. Singh<sup>90</sup>, R. Singh<sup>47</sup>, S. Singh<sup>15</sup>, V.K. Singh<sup>132</sup>, V. Singhal<sup>132</sup>, T. Sinha<sup>99</sup>, B. Sitar<sup>12</sup>, M. Sitta<sup>130,55</sup>, T.B. Skaali<sup>19</sup>, G. Skorodumovs<sup>94</sup>, M. Slupecki<sup>43</sup>, N. Smirnov<sup>137</sup>, R.J.M. Snellings<sup>58</sup>, E.H. Solheim<sup>19</sup>, C. Soncco<sup>101</sup>, J. Song<sup>113</sup>, A. Songmoonak<sup>104</sup>, F. Soramel<sup>27</sup>, S.P. Sorensen<sup>119</sup>, R. Spijkers<sup>83</sup>, I. Sputowska<sup>106</sup>, J. Staa<sup>74</sup>, J. Stachel<sup>94</sup>, I. Stan<sup>62</sup>, P.J. Steffanic<sup>119</sup>, S.F. Stiefelmaier<sup>94</sup>, D. Stocco<sup>103</sup>, I. Storehaug<sup>19</sup>, M.M. Støretvedt<sup>34</sup>, P. Stratmann<sup>135</sup>, S. Strazzi<sup>25</sup>, C.P. Stylianidis<sup>83</sup>, A.A.P. Suaide<sup>109</sup>, C. Suire<sup>128</sup>, M. Sukhanov<sup>140</sup>, M. Suljic<sup>32</sup>, V. Sumberia<sup>90</sup>, S. Sumowidagdo<sup>81</sup>, S. Swain<sup>60</sup>, I. Szarka<sup>12</sup>, U. Tabassam<sup>13</sup>, S.F. Taghavi<sup>95</sup>, G. Taillepied<sup>97</sup>, J. Takahashi<sup>110</sup>, G.J. Tambave<sup>20</sup>, S. Tang<sup>124,6</sup>, Z. Tang<sup>117</sup>, J.D. Tapia Takaki<sup>115</sup>, N. Tapus<sup>123</sup>, L.A. Tarasovicova<sup>135</sup>, M.G. Tarzila<sup>45</sup>, G.F. Tassielli<sup>31</sup>, A. Tauro<sup>32</sup>, A. Telesca<sup>32</sup>, L. Terlizzi<sup>24</sup>,

C. Terrevoli<sup>113</sup>, G. Tersimonov<sup>3</sup>, D. Thomas<sup>107</sup>, A. Tikhonov<sup>140</sup>, A.R. Timmins<sup>113</sup>, M. Tkacik<sup>105</sup>, T. Tkacik<sup>105</sup>, A. Toia<sup>63</sup>, R. Tokumoto<sup>92</sup>, N. Topilskaya<sup>140</sup>, M. Toppi<sup>48</sup>, F. Torres-Acosta<sup>18</sup>, T. Tork<sup>128</sup>, A.G. Torres Ramos<sup>31</sup>, A. Trifiró<sup>30,52</sup>, A.S. Triolo<sup>30,52</sup>, S. Tripathy<sup>50</sup>, T. Tripathy<sup>46</sup>, S. Trogolo<sup>32</sup>, V. Trubnikov<sup>3</sup>, W.H. Trzaska<sup>114</sup>, T.P. Trzcinski<sup>133</sup>, R. Turrisi<sup>53</sup>, T.S. Tveter<sup>19</sup>, K. Ullaland<sup>20</sup>, B. Ulukutlu<sup>95</sup>, A. Uras<sup>125</sup>, M. Urioni<sup>54,131</sup>, G.L. Usai<sup>22</sup>, M. Vala<sup>37</sup>, N. Valle<sup>21</sup>, S. Vallerio<sup>55</sup>, L.V.R. van Doremalen<sup>58</sup>, M. van Leeuwen<sup>83</sup>, C.A. van Veen<sup>94</sup>, R.J.G. van Weelden<sup>83</sup>, P. Vande Vyvre<sup>32</sup>, D. Varga<sup>136</sup>, Z. Varga<sup>136</sup>, M. Varga-Kofarago<sup>136</sup>, M. Vasileiou<sup>77</sup>, A. Vasiliev<sup>140</sup>, O. Vázquez Doce<sup>48</sup>, O. Vazquez Rueda<sup>74</sup>, V. Vechernin<sup>140</sup>, E. Vercellin<sup>24</sup>, S. Vergara Limón<sup>44</sup>, L. Vermunt<sup>97</sup>, R. Vértesi<sup>136</sup>, M. Verweij<sup>58</sup>, L. Vickovic<sup>33</sup>, Z. Vilakazi<sup>120</sup>, O. Villalobos Baillie<sup>100</sup>, G. Vino<sup>49</sup>, A. Vinogradov<sup>140</sup>, T. Virgili<sup>28</sup>, V. Vislavicius<sup>82</sup>, A. Vodopyanov<sup>141</sup>, B. Volkel<sup>32</sup>, M.A. Völkl<sup>94</sup>, K. Voloshin<sup>140</sup>, S.A. Voloshin<sup>134</sup>, G. Volpe<sup>31</sup>, B. von Haller<sup>32</sup>, I. Vorobyev<sup>95</sup>, N. Vozniuk<sup>140</sup>, J. Vrláková<sup>37</sup>, B. Wagner<sup>20</sup>, C. Wang<sup>39</sup>, D. Wang<sup>39</sup>, M. Weber<sup>102</sup>, A. Wegrzynek<sup>32</sup>, F.T. Weiglhofer<sup>38</sup>, S.C. Wenzel<sup>32</sup>, J.P. Wessels<sup>135</sup>, S.L. Weyhmler<sup>137</sup>, J. Wiechula<sup>63</sup>, J. Wikne<sup>19</sup>, G. Wilk<sup>78</sup>, J. Wilkinson<sup>97</sup>, G.A. Willems<sup>135</sup>, B. Windelband<sup>94</sup>, M. Winn<sup>127</sup>, J.R. Wright<sup>107</sup>, W. Wu<sup>39</sup>, Y. Wu<sup>117</sup>, R. Xu<sup>6</sup>, A. Yadav<sup>42</sup>, A.K. Yadav<sup>132</sup>, S. Yalcin<sup>71</sup>, Y. Yamaguchi<sup>92</sup>, K. Yamakawa<sup>92</sup>, S. Yang<sup>20</sup>, S. Yano<sup>92</sup>, Z. Yin<sup>6</sup>, I.-K. Yoo<sup>16</sup>, J.H. Yoon<sup>57</sup>, S. Yuan<sup>20</sup>, A. Yuncu<sup>94</sup>, V. Zaccolo<sup>23</sup>, C. Zampolli<sup>32</sup>, H.J.C. Zanolini<sup>58</sup>, F. Zanone<sup>94</sup>, N. Zardoshti<sup>32,100</sup>, A. Zarochentsev<sup>140</sup>, P. Závada<sup>61</sup>, N. Zaviyalov<sup>140</sup>, M. Zhalov<sup>140</sup>, B. Zhang<sup>6</sup>, S. Zhang<sup>39</sup>, X. Zhang<sup>6</sup>, Y. Zhang<sup>117</sup>, Z. Zhang<sup>6</sup>, M. Zhao<sup>10</sup>, V. Zhrebchevskii<sup>140</sup>, Y. Zhi<sup>10</sup>, N. Zhigareva<sup>140</sup>, D. Zhou<sup>6</sup>, Y. Zhou<sup>82</sup>, J. Zhu<sup>97,6</sup>, Y. Zhu<sup>6</sup>, G. Zinovjev<sup>3,1</sup>, N. Zurlo<sup>131,54</sup>

<sup>1</sup> A.I. Alikhanyan National Science Laboratory (Yerevan Physics Institute) Foundation, Yerevan, Armenia

<sup>2</sup> AGH University of Krakow, Cracow, Poland

<sup>3</sup> Bogolyubov Institute for Theoretical Physics, National Academy of Sciences of Ukraine, Kiev, Ukraine

<sup>4</sup> Bose Institute, Department of Physics and Centre for Astroparticle Physics and Space Science (CAPSS), Kolkata, India

<sup>5</sup> California Polytechnic State University, San Luis Obispo, CA, United States

<sup>6</sup> Central China Normal University, Wuhan, China

<sup>7</sup> Centro de Aplicaciones Tecnológicas y Desarrollo Nuclear (CEADEN), Havana, Cuba

<sup>8</sup> Centro de Investigación y de Estudios Avanzados (CINVESTAV), Mexico City and Mérida, Mexico

<sup>9</sup> Chicago State University, Chicago, IL, United States

<sup>10</sup> China Institute of Atomic Energy, Beijing, China

<sup>11</sup> Chungbuk National University, Cheongju, Republic of Korea

<sup>12</sup> Comenius University Bratislava, Faculty of Mathematics, Physics and Informatics, Bratislava, Slovak Republic

<sup>13</sup> COMSATS University Islamabad, Islamabad, Pakistan

<sup>14</sup> Creighton University, Omaha, NE, United States

<sup>15</sup> Department of Physics, Aligarh Muslim University, Aligarh, India

<sup>16</sup> Department of Physics, Pusan National University, Pusan, Republic of Korea

<sup>17</sup> Department of Physics, Sejong University, Seoul, Republic of Korea

<sup>18</sup> Department of Physics, University of California, Berkeley, CA, United States

<sup>19</sup> Department of Physics, University of Oslo, Oslo, Norway

<sup>20</sup> Department of Physics and Technology, University of Bergen, Bergen, Norway

<sup>21</sup> Dipartimento di Fisica, Università di Pavia, Pavia, Italy

<sup>22</sup> Dipartimento di Fisica dell'Università and Sezione INFN, Cagliari, Italy

<sup>23</sup> Dipartimento di Fisica dell'Università and Sezione INFN, Trieste, Italy

<sup>24</sup> Dipartimento di Fisica dell'Università and Sezione INFN, Turin, Italy

<sup>25</sup> Dipartimento di Fisica e Astronomia dell'Università and Sezione INFN, Bologna, Italy

<sup>26</sup> Dipartimento di Fisica e Astronomia dell'Università and Sezione INFN, Catania, Italy

<sup>27</sup> Dipartimento di Fisica e Astronomia dell'Università and Sezione INFN, Padova, Italy

<sup>28</sup> Dipartimento di Fisica 'E.R. Caianiello' dell'Università and Gruppo Collegato INFN, Salerno, Italy

<sup>29</sup> Dipartimento DISAT del Politecnico and Sezione INFN, Turin, Italy

<sup>30</sup> Dipartimento di Scienze MIFT, Università di Messina, Messina, Italy

<sup>31</sup> Dipartimento Interateneo di Fisica 'M. Merlin' and Sezione INFN, Bari, Italy

<sup>32</sup> European Organization for Nuclear Research (CERN), Geneva, Switzerland

<sup>33</sup> Faculty of Electrical Engineering, Mechanical Engineering and Naval Architecture, University of Split, Split, Croatia

<sup>34</sup> Faculty of Engineering and Science, Western Norway University of Applied Sciences, Bergen, Norway

<sup>35</sup> Faculty of Nuclear Sciences and Physical Engineering, Czech Technical University in Prague, Prague, Czech Republic

<sup>36</sup> Faculty of Physics, Sofia University, Sofia, Bulgaria

<sup>37</sup> Faculty of Science, P.J. Šafárik University, Košice, Slovak Republic

<sup>38</sup> Frankfurt Institute for Advanced Studies, Johann Wolfgang Goethe-Universität Frankfurt, Frankfurt, Germany

<sup>39</sup> Fudan University, Shanghai, China

<sup>40</sup> Gangneung-Wonju National University, Gangneung, Republic of Korea

<sup>41</sup> Gauhati University, Department of Physics, Guwahati, India

<sup>42</sup> Helmholtz-Institut für Strahlen- und Kernphysik, Rheinische Friedrich-Wilhelms-Universität Bonn, Bonn, Germany

<sup>43</sup> Helsinki Institute of Physics (HIP), Helsinki, Finland

<sup>44</sup> High Energy Physics Group, Universidad Autónoma de Puebla, Puebla, Mexico

<sup>45</sup> Horia Hulubei National Institute of Physics and Nuclear Engineering, Bucharest, Romania

<sup>46</sup> Indian Institute of Technology Bombay (IIT), Mumbai, India

<sup>47</sup> Indian Institute of Technology Indore, Indore, India

<sup>48</sup> INFN, Laboratori Nazionali di Frascati, Frascati, Italy

<sup>49</sup> INFN, Sezione di Bari, Bari, Italy

<sup>50</sup> INFN, Sezione di Bologna, Bologna, Italy

<sup>51</sup> INFN, Sezione di Cagliari, Cagliari, Italy

- 52 INFN, Sezione di Catania, Catania, Italy  
 53 INFN, Sezione di Padova, Padova, Italy  
 54 INFN, Sezione di Pavia, Pavia, Italy  
 55 INFN, Sezione di Torino, Turin, Italy  
 56 INFN, Sezione di Trieste, Trieste, Italy  
 57 Inha University, Incheon, Republic of Korea  
 58 Institute for Gravitational and Subatomic Physics (GRASP), Utrecht University/Nikhef, Utrecht, Netherlands  
 59 Institute of Experimental Physics, Slovak Academy of Sciences, Košice, Slovak Republic  
 60 Institute of Physics, Homi Bhabha National Institute, Bhubaneswar, India  
 61 Institute of Physics of the Czech Academy of Sciences, Prague, Czech Republic  
 62 Institute of Space Science (ISS), Bucharest, Romania  
 63 Institut für Kernphysik, Johann Wolfgang Goethe-Universität Frankfurt, Frankfurt, Germany  
 64 Instituto de Ciencias Nucleares, Universidad Nacional Autónoma de México, Mexico City, Mexico  
 65 Instituto de Física, Universidade Federal do Rio Grande do Sul (UFRGS), Porto Alegre, Brazil  
 66 Instituto de Física, Universidad Nacional Autónoma de México, Mexico City, Mexico  
 67 iThemba LABS, National Research Foundation, Somerset West, South Africa  
 68 Jeonbuk National University, Jeonju, Republic of Korea  
 69 Johann-Wolfgang-Goethe Universität Frankfurt Institut für Informatik, Fachbereich Informatik und Mathematik, Frankfurt, Germany  
 70 Korea Institute of Science and Technology Information, Daejeon, Republic of Korea  
 71 KTO Karatay University, Konya, Turkey  
 72 Laboratoire de Physique Subatomique et de Cosmologie, Université Grenoble-Alpes, CNRS-IN2P3, Grenoble, France  
 73 Lawrence Berkeley National Laboratory, Berkeley, CA, United States  
 74 Lund University Department of Physics, Division of Particle Physics, Lund, Sweden  
 75 Nagasaki Institute of Applied Science, Nagasaki, Japan  
 76 Nara Women's University (NWU), Nara, Japan  
 77 National and Kapodistrian University of Athens, School of Science, Department of Physics, Athens, Greece  
 78 National Centre for Nuclear Research, Warsaw, Poland  
 79 National Institute of Science Education and Research, Homi Bhabha National Institute, Jatni, India  
 80 National Nuclear Research Center, Baku, Azerbaijan  
 81 National Research and Innovation Agency - BRIN, Jakarta, Indonesia  
 82 Niels Bohr Institute, University of Copenhagen, Copenhagen, Denmark  
 83 Nikhef, National institute for subatomic physics, Amsterdam, Netherlands  
 84 Nuclear Physics Group, STFC Daresbury Laboratory, Daresbury, United Kingdom  
 85 Nuclear Physics Institute of the Czech Academy of Sciences, Husinec-Řež, Czech Republic  
 86 Oak Ridge National Laboratory, Oak Ridge, TN, United States  
 87 Ohio State University, Columbus, OH, United States  
 88 Physics department, Faculty of science, University of Zagreb, Zagreb, Croatia  
 89 Physics Department, Panjab University, Chandigarh, India  
 90 Physics Department, University of Jammu, Jammu, India  
 91 Physics Department, University of Rajasthan, Jaipur, India  
 92 Physics Program and International Institute for Sustainability with Knotted Chiral Meta Matter (SKCM2), Hiroshima University, Hiroshima, Japan  
 93 Physikalisches Institut, Eberhard-Karls-Universität Tübingen, Tübingen, Germany  
 94 Physikalisches Institut, Ruprecht-Karls-Universität Heidelberg, Heidelberg, Germany  
 95 Physik Department, Technische Universität München, Munich, Germany  
 96 Politecnico di Bari and Sezione INFN, Bari, Italy  
 97 Research Division and ExtreMe Matter Institute EMMI, GSI Helmholtzzentrum für Schwerionenforschung GmbH, Darmstadt, Germany  
 98 Saga University, Saga, Japan  
 99 Saha Institute of Nuclear Physics, Homi Bhabha National Institute, Kolkata, India  
 100 School of Physics and Astronomy, University of Birmingham, Birmingham, United Kingdom  
 101 Sección Física, Departamento de Ciencias, Pontificia Universidad Católica del Perú, Lima, Peru  
 102 Stefan Meyer Institut für Subatomare Physik (SMI), Vienna, Austria  
 103 SUBATECH, IMT Atlantique, Nantes Université, CNRS-IN2P3, Nantes, France  
 104 Suranaree University of Technology, Nakhon Ratchasima, Thailand  
 105 Technical University of Košice, Košice, Slovak Republic  
 106 The Henryk Niewodniczanski Institute of Nuclear Physics, Polish Academy of Sciences, Cracow, Poland  
 107 The University of Texas at Austin, Austin, TX, United States  
 108 Universidad Autónoma de Sinaloa, Culiacán, Mexico  
 109 Universidade de São Paulo (USP), São Paulo, Brazil  
 110 Universidade Estadual de Campinas (UNICAMP), Campinas, Brazil  
 111 Universidade Federal do ABC, Santo Andre, Brazil  
 112 University of Cape Town, Cape Town, South Africa  
 113 University of Houston, Houston, TX, United States  
 114 University of Jyväskylä, Jyväskylä, Finland  
 115 University of Kansas, Lawrence, KS, United States  
 116 University of Liverpool, Liverpool, United Kingdom  
 117 University of Science and Technology of China, Hefei, China  
 118 University of South-Eastern Norway, Kongsberg, Norway  
 119 University of Tennessee, Knoxville, TN, United States  
 120 University of the Witwatersrand, Johannesburg, South Africa  
 121 University of Tokyo, Tokyo, Japan  
 122 University of Tsukuba, Tsukuba, Japan  
 123 University Politehnica of Bucharest, Bucharest, Romania  
 124 Université Clermont Auvergne, CNRS/IN2P3, LPC, Clermont-Ferrand, France  
 125 Université de Lyon, CNRS/IN2P3, Institut de Physique des 2 Infinis de Lyon, Lyon, France  
 126 Université de Strasbourg, CNRS, IPHC UMR 7178, F-67000 Strasbourg, France  
 127 Université Paris-Saclay, Centre d'Etudes de Saclay (CEA), IRFU, Département de Physique Nucléaire (DPhN), Saclay, France  
 128 Université Paris-Saclay, CNRS/IN2P3, IJCLab, Orsay, France  
 129 Università degli Studi di Foggia, Foggia, Italy  
 130 Università del Piemonte Orientale, Vercelli, Italy  
 131 Università di Brescia, Brescia, Italy

- <sup>132</sup> Variable Energy Cyclotron Centre, Homi Bhabha National Institute, Kolkata, India  
<sup>133</sup> Warsaw University of Technology, Warsaw, Poland  
<sup>134</sup> Wayne State University, Detroit, MI, United States  
<sup>135</sup> Westfälische Wilhelms-Universität Münster, Institut für Kernphysik, Münster, Germany  
<sup>136</sup> Wigner Research Centre for Physics, Budapest, Hungary  
<sup>137</sup> Yale University, New Haven, CT, United States  
<sup>138</sup> Yonsei University, Seoul, Republic of Korea  
<sup>139</sup> Zentrum für Technologie und Transfer (ZTT), Worms, Germany  
<sup>140</sup> Affiliated with an institute covered by a cooperation agreement with CERN  
<sup>141</sup> Affiliated with an international laboratory covered by a cooperation agreement with CERN

- <sup>I</sup> Deceased.  
<sup>II</sup> Also at: Max-Planck-Institut für Physik, Munich, Germany.  
<sup>III</sup> Also at: Italian National Agency for New Technologies, Energy and Sustainable Economic Development (ENEA), Bologna, Italy.  
<sup>IV</sup> Also at: Dipartimento DET del Politecnico di Torino, Turin, Italy.  
<sup>V</sup> Also at: Department of Applied Physics, Aligarh Muslim University, Aligarh, India.  
<sup>VI</sup> Also at: Institute of Theoretical Physics, University of Wrocław, Poland.  
<sup>VII</sup> Also at: An institution covered by a cooperation agreement with CERN.