

Test of local realism via entangled $\Lambda\bar{\Lambda}$ system

Received: 18 September 2024

BESIII Collaboration*

Accepted: 25 April 2025

Published online: 28 May 2025

 Check for updates

The non-locality of quantum correlations is a fundamental feature of quantum theory. The Bell inequality serves as a benchmark for distinguishing between predictions made by quantum theory and local hidden variable theory (LHVT). Recent advancements in photon-entanglement experiments have addressed potential loopholes and have observed significant violations of variants of Bell inequality. However, examples of Bell inequalities violation in high energy physics are scarce. In this study, we utilize $(10.087 \pm 0.044) \times 10^9 J/\psi$ events collected with the BES-III detector at the BEPCII collider, performing non-local correlation tests using the entangled hyperon pairs. The massive-entangled $\Lambda\bar{\Lambda}$ systems are formed and decay through strong and weak interactions, respectively. Through measurements of the angular distribution of $p\bar{p}$ in $J/\psi \rightarrow \gamma\eta_c$ and subsequent $\eta_c \rightarrow \Lambda(p\pi^-)\bar{\Lambda}(\bar{p}\pi^+)$ cascade decays, a significant violation of LHVT predictions is observed. The exclusion of LHVT is found to be statistically significant at a level exceeding 5.2σ in the testing of three Bell-like inequalities.

Of all the fundamental aspects of quantum mechanics (QM), perhaps the most bizarre is the non-local nature of an entangled system consisting of two or more components, whose quantum state cannot be factored into the tensor product of the quantum state of each individual member. “Local” and “locality” mean that an object is influenced only by its surroundings and that any influence cannot travel faster than the speed of light. Consider two observers, Alice and Bob, who are spatially far apart from each other and possess half of an entangled quanta pair. According to QM, a measurement by Alice can instantaneously affect the state of her partner, and vice versa. This entanglement between observers is non-local, superluminal, and seemingly incompatible with Special Relativity. Einstein called this “spooky action at a distance”. In 1935, Einstein, Podolsky, and Rosen devised a thought experiment, known as the EPR paradox¹. The paradox led EPR to conclude that “the description of reality given by the wave function in QM is not complete”¹, suggesting the existence of a local hidden variable theory (LHVT).

In 1951, Bohm modified the EPR paradox to make it experimentally accessible^{2,3}. In Bohm’s scheme, a pair of entangled spin-1/2 particles in a spin-singlet state is used. If Alice measures the spin of her particle to be along the z direction, Bob should find the spin of his along the $-z$ direction. In 1964, Bell developed his own variant of the EPR paradox⁴. Bell assumed that the measurement results of Alice and Bob could be described by two families of variables. The outcomes of their measurements in space-like separation do not affect each other and are mutually independent (local). Under these assumptions, he provided

an upper bound for hidden-variable correlation according to the Bell inequality, which QM can violate in specific regions of parameter space. Bell showed that QM is incompatible with LHVT, which was known as the Bell Theorem. The triumph of the Bell inequality lies in transforming the philosophical debates on the completeness of QM into an experimental criterion.

Numerous optical experiments using entangled photons have been conducted to test Bell inequalities^{5–11}. However, most experiments relied on additional assumptions in order to exclude LHVTs, therefore not closing all the so-called loopholes. There are three commonly admitted loopholes¹². The locality loophole means the separation of Alice and Bob is not space-like. By increasing the distance between them and shortening the interval of successive measurements, the space-like separation requirement can be met, ensuring no physical information is exchanged between Alice and Bob, even by light. The freedom-of-choice loophole addresses whether Alice and Bob can freely and independently decide what to measure. LHVT postulates that measurements can be performed with mutual independence¹³. The third loophole, known as the fair sampling loophole (or detection loophole)^{14–16}, can occur when a subset of detected particles violates a Bell inequality while the total group does not. If an experiment only detects this subset and assumes it represents the entire particles, a loophole is exploited. Closing this loophole is possible by detecting the particles with sufficient efficiency, which was realized in optical experiments^{11,17}. Optical experiments designed to test Bell inequalities have made significant progress in closing potential

*A list of authors and their affiliations appears at the end of the paper.

loopholes^{15,16} since the pioneering work¹⁸. These experiments, both with specific loopholes and without, have produced results that clearly violate the Bell inequalities^{5–11}.

Unlike experiments with entangled photons, studies utilizing entangled-massive particles to investigate local realism^{9,19–21} are uncommon, and these experiments in low energy region often do not address all three loopholes simultaneously. The detection loophole was addressed in the entangled ion experiments^{9,19} with significant results. The entangled states are prepared with specific ion traps, or nuclear reactions. Here, we present an experiment testing realism with entangled $\Lambda\bar{\Lambda}$ particles. It has three eminent features: the first is that the entangled $\Lambda\bar{\Lambda}$ particles are realized over extremely short distances, accompanied by strong and weak interactions in the decays, severing as a spin self-analyzer. The second feature is that the $\Lambda\bar{\Lambda}$ particles is the maximally entangled states²² produced from the η_c decays. The third is concerning the locality loophole, which can be addressed by requiring the space-like criteria applied to the decayed $\Lambda\bar{\Lambda}$ particles. Our experiment does not close the detection loophole, since having a fair sampling of the recorded events is assumed. However, it is a widely accepted fundamental assumption in collider physics²³.

Testing LHVT in high energy physics are challenging, and has garnered substantial attention over the past two decades^{24–37}. The proposed experiments can be categorized into two groups, quark flavor entanglement (also known as quasi-spin) experiments^{30,34,35} and particle spin entanglement experiments^{25–29,31–33,37,38}. Tornquist proposed to examine the non-locality of quantum mechanical prediction using the spin-entangled $\Lambda\bar{\Lambda}$ system³⁹. The decay $\Lambda(\bar{\Lambda}) \rightarrow p\pi^-(\bar{p}\pi^+)$ can serve as a spin analyzer for inferring the hyperon spins⁴⁰. Specifically, the spins of Λ and $\bar{\Lambda}$ in the $\eta_c \rightarrow \Lambda\bar{\Lambda}$ process are always opposite and possess a total spin of 0, i.e., $|S\rangle = 1/\sqrt{2}(|\uparrow\downarrow\rangle - |\downarrow\uparrow\rangle)$, where \uparrow and \downarrow denote the spin projections of $\Lambda(\bar{\Lambda})$. Due to parity violation in hyperon weak decays, the outgoing proton (anti-proton) exhibits a preference to travel along (against) the polarization direction of the hyperon. Alice and Bob arrange to measure the spins of their respective particles at the Λ and $\bar{\Lambda}$ decay vertices, with their measurement axes setting aligned along the momentum directions of the proton and antiproton. The correlation function between these measurements can be expressed as³⁹:

$$E(\vec{n}_1, \vec{n}_2) \equiv \langle S|\sigma \cdot \vec{n}_1 \sigma \cdot \vec{n}_2|S\rangle = -\vec{n}_1 \cdot \vec{n}_2 \equiv -\cos\theta_{pp}, \quad (1)$$

where the operator $\sigma \cdot \vec{n}_1 (\sigma \cdot \vec{n}_2)$ represents the measurement of $\Lambda(\bar{\Lambda})$ spin projection along the guide axis $n_1(n_2)$, which coincides with the proton (antiproton) momentum direction in the $\Lambda(\bar{\Lambda})$ rest frame. This direction is obtained by boosting the proton(antiproton) momentum to the $\Lambda(\bar{\Lambda})$ center-of-mass system. Here θ_{pp} is the opening angle between \vec{n}_1 and \vec{n}_2 with their reference frames superimposed. Thus, LHVT can be experimentally tested by measuring the distribution $I(\theta_{pp})$ of angles between the momenta of p and \bar{p} ³⁹,

$$I(\theta_{pp}) = 1 + \alpha^2 \cos\theta_{pp}, \quad (2)$$

where $\alpha = \alpha_\Lambda = 0.750 \pm 0.009 \pm 0.004$ is the asymmetry parameter of the $\Lambda \rightarrow p\pi^-$ decay, which can be precisely measured in $J/\psi \rightarrow \Lambda(p\pi^-)\bar{\Lambda}(\bar{p}\pi^+)$ ^{41,42}. If a hidden measurement of Λ polarization is carried out before its decay, this reduces to $\alpha^2 = \alpha_\Lambda^2/3$. When the Bell inequality is applied to the decay $\eta_c \rightarrow \Lambda\bar{\Lambda}$, one may get a bound³⁹ as $|E(\vec{n}_1, \vec{n}_2)| \leq 1 - \frac{2\theta_{pp}}{\pi}$. Substituting with $I(\theta_{pp})$, we obtain:

$$|I(\theta_{pp}) - 1| \leq \alpha_\Lambda^2(1 - \frac{2}{\pi}\theta_{pp}), \quad (3)$$

which defines the domain satisfying the Bell inequality. If experimental measurement of the angular distribution $\cos\theta_{pp}$ lies outside the region allowed by Bell's inequality, then a violation of Bell inequality is established.

Later, a freedom-of-choice loophole was identified when testing the Bell inequality using $\Lambda\bar{\Lambda}$ spin entanglement produced in η_c decays^{40,43}. Compared to optical experiments, the decays of Λ and $\bar{\Lambda}$ occur spontaneously, rather being artificially controlled by experimenters at will. The assumption of independence in the decay of Λ and $\bar{\Lambda}$ particles is utilized during realism testing. Closing this loophole in high-energy experiments is challenging, as suggested in ref. 30, requiring dedicated devices for active measurements. Although ref. 23 suggests that measurements of Λ and $\bar{\Lambda}$ decays in the detector could serve as an ideal random generator, the freedom-of-choice loophole remains a significant challenge in high-energy experiments. Nevertheless, we could introduce a weak assumption that the sample that survived from the free-will choice should have the same distribution as the detected sample. Thus the presence or absence of free-will choice only affects the sensitivity to test realism, but does not alter the acceptance or rejection of realism conclusions in the high luminosity of collider experiment.

It should be noted that in previous scheme the $\Lambda(\bar{\Lambda})$ decay parameter $\alpha_\Lambda(\alpha_{\bar{\Lambda}})$ is introduced in the test of Bell inequality, which will bring about a new loophole. In order to overcome the QM dependence, a new inequality, a Clauser-Horne (CH)-type inequality, was developed^{25,44}. For the $\eta_c \rightarrow \Lambda\bar{\Lambda}$ decay, the CH inequality can be generalized as²⁵

$$P(\vec{n}_a, \vec{n}'_b) - P(\vec{n}_a, \vec{n}'_d) + P(\vec{n}_c, \vec{n}'_b) + P(\vec{n}_c, \vec{n}'_d) - P(\vec{n}_c) - P(\vec{n}'_b) + \frac{1 - \alpha_\Lambda^2}{2} \leq (1 - \beta_\Lambda) \frac{\alpha_\Lambda^2}{2}. \quad (4)$$

Here unit vectors $\vec{n}_{a,c}$ and $\vec{n}'_{b,d}$ denote the directions of chosen guide axes used to detect proton and antiproton, respectively. This can be viewed as a generalization of polarizer settings in optical experiments. $P(\vec{n}, \vec{n}') = \frac{1}{4}(1 + \alpha_\Lambda^2 \vec{n} \cdot \vec{n}')$ represents the probability to detect an event of proton and antiproton at direction \vec{n} and \vec{n}' respectively, coinciding with a $\eta_c \rightarrow \Lambda(p\pi^-)\bar{\Lambda}(\bar{p}\pi^+)$ decay. While $P(\vec{n}_c) = P(\vec{n}'_b) = \frac{1}{2}$ indicates the probability to detect proton or antiproton alone. Just as the CH inequality is tested in optical experiments, these direction settings are used to characterize the polarization of $\Lambda(\bar{\Lambda})$. In the above inequality, $\beta_\Lambda = P/E$, is the velocity of Λ , and P and E are the Λ momentum and energy, respectively. The introduction of β_Λ is necessary to account for the requirement of space-like separation, which decreases the upper bound. The nonzero upper bound of the CH inequality is due to the requirement, described below, of excluding any possible classical communication between the Λ and $\bar{\Lambda}$. To directly verify the contradiction between locality and QM, one can obtain the CH inequality by substituting the QM predictions into the above equation. Specifically, the CH inequality is given by:

$$\frac{\alpha_\Lambda^2}{4}(\cos\theta_{ab} - \cos\theta_{ad} + \cos\theta_{cb} + \cos\theta_{cd}) - \frac{\alpha_\Lambda^2}{2} \leq (1 - \beta_\Lambda) \frac{\alpha_\Lambda^2}{2}, \quad (5)$$

where θ_{ij} are the angles between \vec{n}_i and \vec{n}'_j . To highlight the specific region where the violation of the CH inequality occurs, one selects $\theta_{ab} = \theta_{cb} = \theta_{cd} = \theta_{pp}$ and $\theta_{ad} = 3\theta_{pp}$, resulting in the following expression²⁵:

$$CH(\theta_{pp}) \equiv \alpha_\Lambda^2 \left[\frac{3\cos\theta_{pp} - \cos(3\theta_{pp})}{4} - \frac{1}{2} \right] \leq (1 - \beta_\Lambda) \frac{\alpha_\Lambda^2}{2}. \quad (6)$$

Since $\alpha_\Lambda^2 > 0$, the above inequality may test the LHVT evidently independent of α_Λ , superior to inequality (3). From the generalized CH inequality, the maximum violation of the inequality, $\alpha_\Lambda^2(\frac{\sqrt{2}}{2} - \frac{1}{2}) \leq (1 - \beta_\Lambda) \frac{\alpha_\Lambda^2}{2}$ with $\beta_\Lambda = 0.7$, is achieved when $\theta_{pp} = \pi/4$. If a significant number of events can be observed near $\theta_{pp} = \pi/4$ with $CH(\theta_{pp}) > (1 - \beta_\Lambda) \frac{\alpha_\Lambda^2}{2}$, the prediction of quantum theory is inconsistent with the locality.

Results and discussion

BESIII detector and events candidates selection

The BESIII detector⁴⁵ records symmetric e^+e^- collisions provided by the BEPCII storage ring⁴⁶, which operates with a peak luminosity of $1 \times 10^{33} \text{ cm}^{-2}\text{s}^{-1}$ in the center-of-mass energy range from 2.0 GeV to 4.95 GeV. The cylindrical core of the BESIII detector covers 93% of the full solid angle and consists of a helium-based multilayer drift chamber (MDC), a plastic scintillator time-of-flight system (TOF), and a CsI(Tl) electromagnetic calorimeter (EMC), which are all enclosed in a superconducting solenoidal magnet providing a 1.0 T (0.9 T for 2012 J/ψ data) magnetic field. The tracks of charged particles are reconstructed and their momenta are determined in the MDC, while showers from photons are reconstructed and their energy deposits are measured in the EMC.

In this work, an experimental test of the non-local correlation in the $\Lambda\bar{\Lambda}$ system is performed using $(10.087 \pm 0.044) \times 10^9 J/\psi$ events collected by the BESIII detector at the BEPCII e^+e^- collider⁴⁷ through $J/\psi \rightarrow \gamma\eta_c \rightarrow \gamma\Lambda(p\pi^-)\bar{\Lambda}(\bar{p}\pi^+)$ decays, and the event selection criteria are described in the Methods below. The locality loophole is closed by applying a requirement on the hyperon decay length to guarantee the spatial separation between their decays. From the e^+e^- interaction point, where η_c decays into Λ and $\bar{\Lambda}$ instantaneously, the average flight distance of Λ ($\bar{\Lambda}$) to the decay point is about 6.95 cm. The Λ and $\bar{\Lambda}$ candidates are identified by fitting the secondary vertices to $p\pi^-$ and $\bar{p}\pi^+$ final states, respectively. The fits yield the decay lengths L_1 and L_2 , which are the flight distances of the Λ and $\bar{\Lambda}$ from the beam interaction point, respectively. Testing LHVT requires space-like separation of Λ and $\bar{\Lambda}$, and L_1 and L_2 are used to select separated events^{25,39}, i.e.

$$\frac{1}{S} \leq \frac{L_1}{L_2} \leq S, \text{ with } S = \frac{1 + \beta_\Lambda}{1 - \beta_\Lambda}. \quad (7)$$

After applying the above selection criteria, 23,313 events survived. The detection efficiency was determined to be 8.2%. The number of background events was estimated to be 4319, mainly from the decays of $J/\psi \rightarrow \bar{\Lambda}\Sigma^0(\gamma\Lambda) + c.c.$, $\gamma\bar{\Lambda}\Sigma^0(\gamma\Lambda) + c.c.$, $\Sigma^0(\gamma\Lambda)\bar{\Sigma}^0(\gamma\bar{\Lambda})$, and $\pi^0(2\gamma)\Lambda\bar{\Lambda}$.

The transverse view of the BESIII detector in Fig. 1 shows an event with $\Lambda\bar{\Lambda}$ space-like separation. The neutral hyperon pair originates from the η_c decay at the primary vertex. The decay-length ratio is $L_1/L_2 = 2.711$ for this event. The $p\bar{p}$ daughter particles fly along curves

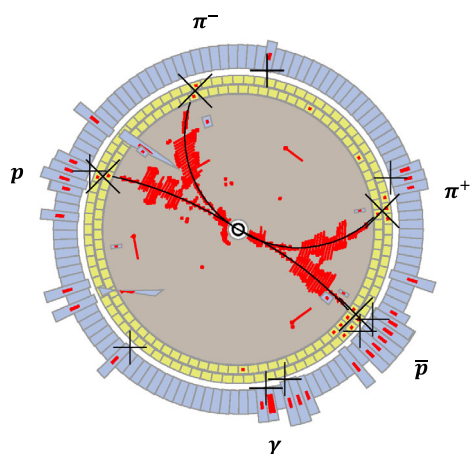


Fig. 1 | Transverse view of a $\Lambda\bar{\Lambda}$ space-like separation event in the detector. The center of the detector corresponds to the e^+e^- interaction point, where the J/ψ is produced and decays instantaneously into a photon and the η_c meson. The η_c itself decays also instantaneously into a hyperon pair $\Lambda\bar{\Lambda}$, and the $\Lambda(\bar{\Lambda})$ decays into the charged particles p and π^- (\bar{p} and π^+). The trajectories of the charged tracks can be seen as black curves. The areas colored beige, yellow and light blue correspond to the MDC, TOF and EMC of the BESIII detector, respectively.

with large radii, and the π^\pm along curves with smaller radii. The momenta of the hyperons are calculated from those of their daughter particles, and $S = 4.854$ here, satisfying the space-like separation criterion.

Amplitude analysis

An amplitude analysis is used to calculate the probability of events with $\gamma\Lambda\bar{\Lambda}$ final states for the selected events, which are divided into three categories. The first category refers to background events in which the final states are misidentified as $\gamma\Lambda\bar{\Lambda}$; the second corresponds to spin-entanglement signal events including the intermediate state η_c and the non-resonant (NR) case with quantum numbers $J^P = 0^-$, denoted by $NR(0^-)$; the last category is due to spin-entanglement background events, i.e., $J/\psi \rightarrow \gamma NR(0^+, 1^+, 2^+) \rightarrow \gamma\Lambda\bar{\Lambda}$ decays. The amplitudes corresponding to $NR(0^+, 1^+, 2^+)$ with J^P are denoted by M^{J^P} , which are obtained by multiplying the helicity amplitudes of all steps of the cascade decay.

An amplitude model is used to isolate the signal events from the J/ψ cascade decay, in which the probability of finding the intermediate state J^P is calculated by evaluating the weight factor of the Monte-Carlo (MC) event i , which is defined as,

$$W_i(\vec{\xi}, \vec{\omega}_i) = \frac{1}{\mathcal{N}} \sum |M^{J^P}(\vec{\xi}, \vec{\lambda}, \vec{\omega}_i)|^2 \frac{N_{dt} - N_{bg}}{N_{MC}}, \quad (8)$$

where \sum denotes the summation over the helicities of the photon, proton and antiproton, and taking the average over the spin third-component of the J/ψ . The variables N_{dt} , N_{bg} and N_{MC} denote the numbers of data, background and MC phase-space events, respectively. \mathcal{N} is a normalization factor calculated as the amplitude squared average of N_{MC} events. The vector $\vec{\lambda}$ denotes the helicities of the particles involved. The parameter $\vec{\xi}$ is determined by fitting the amplitudes to the data events with 9-dimensional vectors $\vec{\omega}_i$.

The mass spectra of $\gamma\Lambda/\gamma\bar{\Lambda}$ and $\Lambda\bar{\Lambda}$ can be well described by NR in conjunction with the η_c signal, and the statistical significance of η_c is determined to be more than 5σ . The criterion to include NR is that its statistical significance is more than 5σ , and the spin and parity of these states surviving the event selection criteria are determined to be $J^P = 0^+, 1^+$, or 2^+ . However, only the $\Lambda\bar{\Lambda}$ pairs produced by the decays of η_c and $NR(0^-)$, totaling 14716 observed events, are in the spin entangled state being studied. The contributions from other non-resonant states with $J^P = (0^+, 1^+, 2^+)$ constitute the entanglement background. (More details could be found in the Methods).

Test CH inequalities

To test the realism, the distribution of $CH(\theta_{pp})$ for the $\Lambda\bar{\Lambda}$ spin-entangled events are measured, where the background and entanglement background are subtracted using simulated events weighted to agree with the amplitude analysis solution. More detail can be found in the Methods. The distribution of $CH(\theta_{pp})/\alpha_\Lambda^2$ for the $\Lambda\bar{\Lambda}$ spin-entanglement events is shown in Fig. 2. The points with total error bars, corresponding to signal, are the numbers of events with simulated background and weighted $NR(0^+, 1^+, 2^+)$ events subtracted in each bin, corrected by the detection efficiency times the value of $CH(\theta_{pp})/\alpha_\Lambda^2$. For comparison with the theoretical distribution, the points are further scaled by the ratio of the area under the signal $CH(\theta_{pp})/\alpha_\Lambda^2$ distribution divided by that under the theoretical $CH(\theta_{pp})/\alpha_\Lambda^2$ distribution. The events in the shaded region above $(\frac{1-\beta_\Lambda}{2})$ line are consistent with the QM prediction²⁵, and they are located above the upper bound of the LHVT prediction, indicating that the CH inequality is significantly violated. We obtain $\chi^2 = \sum_{i=1}^4 (N_i - U_b)^2 / \sigma_i^2 = 30.9$ for the two bins in this interval, where $N_i(\sigma_i)$ denotes the measurement (total uncertainty) of the i th bin, and U_b is the upper boundary of LHVT²⁵. This shows the significance of rejecting the CH inequality is determined to be 5.2σ .

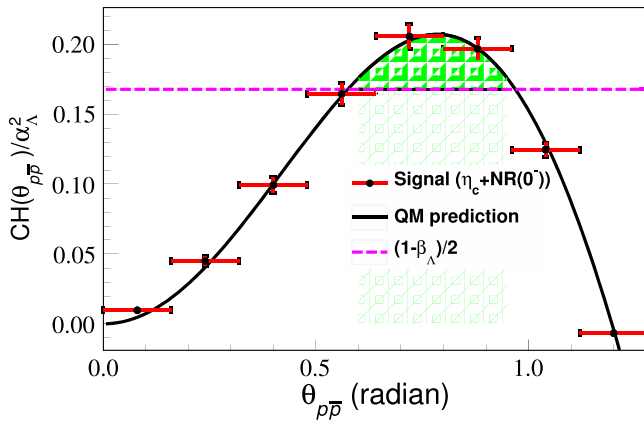


Fig. 2 | The distribution of $CH(\theta_{pp})/\alpha_\Lambda^2 = [\frac{3 \cos \theta_{pp} - \cos(3\theta_{pp})}{4} - \frac{1}{2}]$. The points with total error bars are the measurements, the solid line is the QM prediction, and the dashed line is the upper bound of the LHVT prediction. The shaded area above the dashed line indicates the violation of the $CH(\theta_{pp})$ inequality.

We also test the Bell and CHSH inequalities in two QM dependent schemes, with further details provided in the Supplementary Note 1. To measure the $p\bar{p}$ angular distribution, the significance to exclude the Bell inequality region is determined to be 8.9σ . The measurements are consistent with the QM predictions and clearly contradict the predictions of the LHVT. We check the CHSH inequality by calculating the C_{ij} tensor using a TOY MC method based on amplitude analysis. A χ^2 test shows that excluding the LHVT is significant at a level exceeding 10σ .

Using $(10.087 \pm 0.044) \times 10^9 J/\psi$ events collected with the BESIII experiment, a non-local correlation test for the spin entanglement of a hyperon system in $J/\psi \rightarrow \gamma\eta_c, \eta_c \rightarrow \Lambda\bar{\Lambda}$ decays is carried out for the first time. The decay lengths of the Λ and $\bar{\Lambda}$ particles, detectable at a macroscopic scale, are used to control the selection of space-like separation events, which ensures that the locality loophole is closed. The $CH(\theta_{pp})$ angular distributions between the proton and antiproton are in agreement with the QM predictions within their uncertainties. The Bell and CHSH inequalities are also tested, which however are QM dependent. The three tests have significantly excluded LHVT, confirming the existence of non-local quantum correlations, with the significances of 5.2σ , 8.9σ and larger than 10σ for the CH, Bell and CHSH inequalities, respectively. These results confirm the existence of quantum entanglement and the violation of the Bell inequality in the presence of strong and weak interactions. It tells that the entanglement emerging from these fundamental interactions also exhibits quantum correlation and nonlocality, which deepens our understanding of the physical reality.

Methods

Detector simulation and MC events

MC simulations are used to optimize the event selection criteria and estimate the background sources, as well as to determine the efficiency. GEANT4⁴⁸ based MC software, including the geometric description of the BESIII detector^{49,50} and its response, is used to simulate the MC samples. The inclusive MC sample includes the production of vector charmonium(-like) states and the continuum processes incorporated in KKMC⁵¹. All particle decays are modeled with evtgen^{52,53} using the branching fractions either taken from the Particle Data Group⁵⁴, or otherwise estimated with lundcharm^{55,56}.

Selection criteria

The final state of a candidate event is required to contain four charged tracks (p, \bar{p}, π^+ and π^-) and at least one good photon (γ). The charged tracks reconstructed in the MDC are required to satisfy $|\cos \theta| \leq 0.93$, where θ is defined with respect to the z -axis which is the symmetry axis

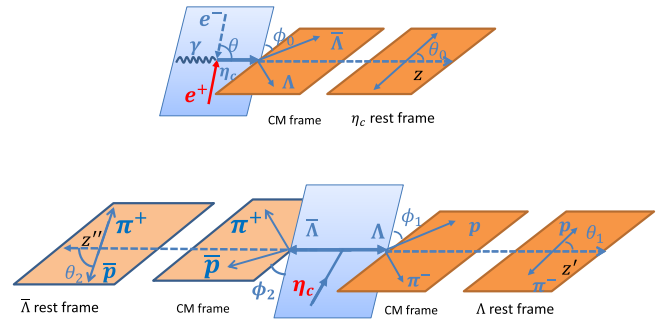


Fig. 3 | Illustration of helicity angles defined in each step of a decay chain. Helicity angles in $J/\psi \rightarrow \gamma\eta_c, \eta_c \rightarrow \Lambda\bar{\Lambda}$ decays, and $\eta_c \rightarrow \Lambda\bar{\Lambda} \rightarrow p\bar{p}\pi^+\pi^-$ decays.

of the MDC. The momentum distributions of protons and pions from the signal process are well separated and do not overlap, as shown in Supplementary Fig. 3. Therefore, a simple momentum criterion is applied: if the momentum of the particle is larger than 0.4 GeV/c, it will be identified as a proton, otherwise it will be identified as a pion. Next, the $\Lambda \rightarrow p\pi^-$ and $\bar{\Lambda} \rightarrow \bar{p}\pi^+$ decays are reconstructed, requiring for each that two tracks with opposite charges can be successfully fit to a secondary vertex and requiring the invariant mass of the hyperon lies in the interval of $[1.008, 1.124]$ GeV/ c^2 . The hyperon decay length distributions of the MC events are in good agreement with the data (shown in Supplementary Figs. 4 a and b).

Photon candidates are reconstructed from showers in the EMC within 700 ns from the event start time. The deposited energy of each shower is required to be greater than 25 MeV in the barrel region ($|\cos \theta| \leq 0.8$) or 50 MeV in the end cap region ($0.86 \leq |\cos \theta| \leq 0.92$), and the minimum opening angle between the shower and the pion or nucleon (antinucleon) is required to be greater than $20^\circ(30^\circ)$. The radiative photon is selected through a four constraint (4C) kinematic fit requiring energy and momentum conservation in the decay $J/\psi \rightarrow \gamma\Lambda\bar{\Lambda}$, and events with $\chi^2_{4C}(\gamma\Lambda\bar{\Lambda}) < \chi^2_{4C}(\gamma\Lambda\bar{\Lambda})$ and $\chi^2_{4C}(\gamma\Lambda\bar{\Lambda}) < 30$ are retained for further analysis, where χ^2_{4C} is the goodness of fit of the kinematic fit. In order to remove background events containing $J/\psi \rightarrow \Sigma^0\bar{\Sigma}^0, \Lambda\bar{\Sigma}^0 + c.c.$ decays, the invariant mass of $\gamma\Lambda/\gamma\bar{\Lambda}$ is required to satisfy $|M_{\gamma\Lambda/\gamma\bar{\Lambda}} - M_{\Sigma^0}| > 0.009$ GeV/ c^2 , where M_{Σ^0} is the known mass of Σ^0 ⁵⁴.

Amplitude analysis using maximum likelihood fit

The amplitude of the η_c or non-resonant (NR) decays depends on a 9-dimensional vector $\vec{w} = (M_{\Lambda\bar{\Lambda}}, \theta_\gamma, \phi_\gamma, \theta_\Lambda, \phi_\Lambda, \theta_{\bar{\Lambda}}, \phi_{\bar{\Lambda}}, \theta_p, \phi_p, \theta_{\bar{p}}, \phi_{\bar{p}})$, where $M_{\Lambda\bar{\Lambda}}$ is the invariant mass of the $\Lambda\bar{\Lambda}$ system and θ_i and ϕ_i ($i = \gamma, \Lambda, \bar{\Lambda}, p, \bar{p}$) denote, respectively, the polar and azimuthal angles of particle i in their helicity coordinate systems, which are illustrated in Fig. 3. For the decay $A \rightarrow B + C$, the polar angle θ is defined as the angle between the momentum vectors \vec{p}_A and \vec{p}_B , which are defined in the rest frame of the mother particle. The azimuthal angle ϕ is defined as the angle between the production and decay planes of particle A .

For the cascade decays $J/\psi(m) \rightarrow \gamma(\lambda_\gamma)R(\lambda_0), R \rightarrow \Lambda(\lambda_1)\bar{\Lambda}(\lambda_2), \Lambda \rightarrow p(\lambda_3)\pi^-$ and $\bar{\Lambda} \rightarrow \bar{p}(\lambda_4)\pi^+$, where m and λ_i denote the third component of the J/ψ spin and the helicity of the particle i , respectively, the amplitudes are expressed as

$$M^p(\vec{\xi}, \vec{\lambda}, \vec{w}) = \sum_{\lambda_0, \lambda_1, \lambda_2} D_{m, \lambda_\gamma - \lambda_0}^{1*}(\phi_\gamma, \theta_\gamma, 0) D_{\lambda_0, \lambda_1 - \lambda_2}^{1*}(\phi_\Lambda, \theta_\Lambda, 0) D_{\lambda_1, \lambda_3}^{1/2*}(\phi_p, \theta_p, 0) D_{\lambda_2, \lambda_4}^{1/2*}(\phi_{\bar{p}}, \theta_{\bar{p}}, 0) \times BW(M_{\Lambda\bar{\Lambda}}, M_0, \Gamma) H_{\lambda_\gamma, \lambda_0}^{J/\psi}(\vec{\xi}) H_{\lambda_1, \lambda_2}^R(\vec{\xi}) H_{\lambda_3, 0}^\Lambda(\vec{\xi}) H_{\lambda_4, 0}^{\bar{\Lambda}}(\vec{\xi}), \quad (9)$$

where $BW(M_{\Lambda\bar{\Lambda}}, M_0, \Gamma)$ is the relativistic Breit-Wigner (BW) function describing the η_c resonance with a mass of M_0 and a width of Γ . For

non-resonant transitions, this BW factor is set to 1. $D'_{n,h}(\phi, \theta, 0)$ are elements of the Wigner- D matrix, where J is the spin of R and n and h correspond to helicities. $H_{\lambda_B, \lambda_C}^A$ denotes the helicity amplitude of the decay $A \rightarrow B(\lambda_B)C(\lambda_C)$, which is expanded into partial waves in terms of the orbital angular momentum L and the total spin S of the decay, and combined linearly with the L - S coupling parameter $\xi^{57,58}$. For $H_{\lambda_{\gamma}, \lambda_0}^{J/\psi}$ and $H_{\lambda_1, \lambda_2}^R$, the number of partial waves is restricted by parity conservation. For the $\Lambda(\bar{\Lambda}) \rightarrow p\pi^-(\bar{p}\pi^+)$ weak decays, their amplitudes, $H_{\lambda_3, 0}^{\Lambda}$ and $H_{\lambda_4, 0}^{\bar{\Lambda}}$, are expanded in terms of S - and P -wave amplitudes. Because the two decays approximately conserve the CP quantum numbers⁴¹, the sign of the S -waves stays the same, while the P -waves change sign in the charge conjugated decays. The L - S coupling constants involved in all partial wave amplitudes are set as parameters to be determined by fitting the data.

The probability density of event i is obtained by coherently adding the amplitudes of all intermediate states, and taking the modulo squared:

$$\sigma_i(\vec{\xi}, \vec{\omega}) = \sum_{m, \lambda_{\gamma}, \lambda_3, \lambda_4} \left| \sum_{J^P} M^{J^P}(\vec{\xi}, \vec{\lambda}, \vec{\omega}) \right|^2. \quad (10)$$

Here J^P is summed over all resonant and non-resonant states.

We determine the coupling parameters, $\vec{\xi}$, from a maximum likelihood fit to data. The likelihood function of an ensemble with N events is defined as

$$\mathcal{L}(\vec{\xi}, \vec{\omega}) = \prod_{i=1}^N \mathcal{P}_i(\vec{\xi}, \vec{\omega}) = \prod_{i=1}^N \frac{\sigma_i(\vec{\xi}, \vec{\omega})}{\mathcal{N}(\vec{\xi})}, \quad (11)$$

where $\mathcal{N} = \int \sigma_i(\vec{\xi}, \vec{\omega}) d\vec{\omega}$ is the normalization factor, which accounts for the detection and reconstruction efficiency and is approximated as the MC integral i.e., the average value of the integrand is estimated with a sufficiently large number of MC events. Here the MC events are generated with a phase-space model, subjected to detector simulation, and required to survive the event selection criteria. The minimum of the objective function

$$S = -[\ln \mathcal{L}(\vec{\xi}, \vec{\omega}_{\text{dt}}) - \ln \mathcal{L}(\vec{\xi}, \vec{\omega}_{\text{bg}})] \quad (12)$$

corresponds to the maximum of the likelihood function \mathcal{L} . To obtain the coupling parameters $\vec{\xi}$ in the amplitude analysis, S is minimized with `minuit2`⁵⁹, and the contribution from the background events obtained from the exclusive MC samples, $\ln \mathcal{L}(\vec{\xi}, \vec{\omega}_{\text{bg}})$, is subtracted from the objective function of the data $\ln \mathcal{L}(\vec{\xi}, \vec{\omega}_{\text{dt}})$. The dominant background mainly consists of $J/\psi \rightarrow \bar{\Lambda}\Sigma^0 + c.c.$, $J/\psi \rightarrow \bar{\Lambda}(1520)\Lambda \rightarrow \gamma\bar{\Lambda}\Lambda + c.c.$, and $J/\psi \rightarrow \bar{\Sigma}^0(\gamma\bar{\Lambda})\Sigma^0(\gamma\Lambda)$, with their contributions estimated using MC samples. The efficiency of the data obtained in 2012 is higher than that of the other runs by 14%, since the MDC magnetic field setting was lower than that in other years. Consequently, the dataset of 10 billion data events is divided into two sub-samples and then fitted simultaneously to determine the parameters. ~11% of the data was obtained with the lower magnetic field.

To have the signal and NR samples agree with the solution obtained from the amplitude model, phase space MC events are weighted by $\mathcal{P}_i(\vec{\xi}, \vec{\omega})$, with parameters obtained from the maximum likelihood fit. Background is made up of inclusive MC events. The numbers of simulated events used is obtained from the maximum likelihood fit. The fit results are displayed in Supplementary Figs. 5 through 8.

The invariant mass spectra of $\gamma\Lambda(\gamma\bar{\Lambda})$ and $\Lambda\bar{\Lambda}$ are displayed in Supplementary Figs. 5 and 6. The signal η_c and $NR(0^+, 1^+, 2^+)$ components are parameterized by weighted phase space.

Supplementary Fig. 7 shows the $\cos\theta_{pp}$ distribution. The total histogram is the sum of weighted simulated samples of signal

entangled events (η_c and $NR(0^-)$), $NR(0^+, 1^+, 2^+)$, and background. Supplementary Fig. 8 shows the $CH(\theta_{pp})$ distribution multiplied by the number of data events. The entries are the number of η_c signal events in each bin times the value of CH for that bin. The number of signal events is given by the data minus $NR(0^+, 1^+, 2^+)$ and background.

The yields of J^P components are determined according to the MC event weights, namely, the ratio of the cross section for the J^P component over the total cross section. Supplementary Table 1 shows the number of yields in data for the $NR(0^+, 0^-, 1^+, 2^+)$ and η_c components.

Systematic uncertainties

The systematic uncertainties considered here include: tracking efficiency, photon detection efficiency, space-like separation criteria, kinematic fit, background estimation, and the mass and width of η_c . To account for potential correlations among the systematic sources, all systematic sources, with the exception of the space-like separation, are collectively considered in an alternative fit, rather than being treated separately. Initially, we adjust the MC sample to accommodate the kinematic fit, followed by corrections for tracking efficiency, photon efficiency, and $\Lambda/\bar{\Lambda}$ reconstruction, achieved by multiplying their correction factors to the predicted amplitude squared. The uncertainties in the mass and width of η_c are factored in when calculating its Breit-Wigner amplitude, by randomly smearing its mass and width. During the subtraction of the background event contribution from the log-likelihood, the weighted factor is smeared in accordance with the statistical uncertainty of the background. The difference in the $\cos\theta_{pp}$ distribution between the nominal and alternative fit is considered as the systematic uncertainties. The systematic uncertainties for the $\cos\theta_{pp}$ distribution are negligible. However, the systematic uncertainty of the CH inequality distribution is primarily influenced by the space-like separation requirement. The detail of the systematic uncertainties are listed in Supplementary Note 4.

Data availability

The raw data generated in this study have been deposited in the Institute of High Energy Physics mass storage silo database. The source data are available under restricted access for the complexity and large size, access can be obtained by contacting to besiii-publications@ihep.ac.cn.

Code availability

All algorithms used for data analysis and simulation are archived by the authors and are available on request to besiii-publications@ihep.ac.cn.

References

1. Einstein, A., Podolsky, B. & Rosen, N. Can quantum mechanical description of physical reality be considered complete? *Phys. Rev.* **47**, 777–780 (1935).
2. Bohm, D. et al. Quantum Theory (Prentice Hall, New York, 1951).
3. Bohm, D. & Aharonov, Y. Discussion of experimental proof for the paradox of Einstein, Rosen, and Podolsky. *Phys. Rev.* **108**, 1070–1076 (1957).
4. Bell, J. S. On the Einstein Podolsky Rosen paradox. *Physics* **1**, 195–200 (1964).
5. Freedman, S. J. & Clauser, J. F. Experimental test of local hidden-variable theories. *Phys. Rev. Lett.* **28**, 938–941 (1972).
6. Aspect, A., Grangier, P. & Roger, G. Experimental tests of realistic local theories via Bell's theorem. *Phys. Rev. Lett.* **47**, 460–463 (1981).
7. Aspect, A., Dalibard, J. & Roger, G. Experimental test of Bell's inequalities using time-varying analyzers. *Phys. Rev. Lett.* **49**, 1804–1807 (1982).
8. Weihs, G. et al. Violation of Bell's inequality under strict Einstein locality conditions. *Phys. Rev. Lett.* **81**, 5039–5043 (1998).
9. Rowe, M. A. et al. Experimental violation of a Bell's inequality with efficient detection. *Nature* **409**, 791–794 (2001).

10. Pan, J. W., Bouwmeester, D., Daniell, M., Weinfurter, H. & Zeilinger, A. Experimental test of quantum nonlocality in three-photon Greenberger-Horne-Zeilinger entanglement. *Nature* **403**, 515–519 (2000).
11. Giustina, M. et al. Significant-loophole-free test of Bell's theorem with Entangled photons. *Phys. Rev. Lett.* **115**, 250401 (2015).
12. Handsteiner, J. et al. Cosmic bell test: measurement settings from milky way stars. *Phys. Rev. Lett.* **118**, 060401 (2017).
13. Bell, J. S. et al. *Speakable and Unspeakable in Quantum Mechanics* (Cambridge University Press, Cambridge, 2004).
14. Pearle, P. M. Hidden-variable example based upon data rejection. *Phys. Rev. D.* **2**, 1418–1425 (1970).
15. Brunner, N., Cavalcanti, D., Pironio, S., Scarani, V. & Wehner, S. Bell nonlocality. *Rev. Mod. Phys.* **86**, 419–478 (2014).
16. Larsson, J. Å. Loopholes in Bell inequality tests of local realism. *J. Phys. A* **47**, 424003 (2014).
17. Shalm, L. K. et al. Strong loophole-free test of local realism. *Phys. Rev. Lett.* **115**, 250402 (2015).
18. The Nobel Prize in Physics 2022. NobelPrize.org. Nobel Prize Outreach AB 2023. <https://www.nobelprize.org/prizes/physics/2022/summary/> (2023).
19. Sakai, H. et al. Spin correlations of strongly interacting massive fermion pairs as a test of Bell's inequality[J]. *Phys. Rev. Lett.* **97**, 150405 (2006).
20. Bordoloi, A. et al. Spin cross-correlation experiments in an electron entangler[J]. *Nature* **612**, 454–458 (2022).
21. Colciaghi, P., Li, Y., Treutlein, P. & Zibold, T. Einstein-podolsky-rosen experiment with two bose-einstein condensates[J]. *Phys. Rev. X* **13**, 021031 (2023).
22. William, K. Wootters Entanglement of formation of an arbitrary state of two qubits. *Phys. Rev. Lett.* **80**, 2245 (1998).
23. Fabbrichesi, M., Floreanini, R., Gabrielli, E. & Marzola, L. Bell inequality is violated in charmonium decays. *Phys. Rev. D.* **110**, 053008 (2024).
24. Li, J. L. & Qiao, C. F. Testing local realism in $P \rightarrow VV$ decays. *Sci. China* **53**, 870 (2010).
25. Qian, C. H., Li, J. L., Khan, A. S. & Qiao, C. F. Nonlocal correlation of spin in high energy physics. *Phys. Rev. D.* **101**, 116004 (2020).
26. Privitera, P. Decay correlations in $e^+e^- \rightarrow \tau^+\tau^-$ as a test of quantum mechanics. *Phys. Lett. B* **275**, 172–180 (1992).
27. Hao, X. Q., Ke, H. W., Ding, Y. B., Shen, P. N. & Li, X. Q. Testing Bell inequality at experiments of high energy physics. *Chin. Phys. C.* **34**, 311–318 (2010).
28. Chen, X., Wang, S. G. & Mao, Y. J. Understanding polarization correlation of entangled vector meson pairs. *Phys. Rev. D.* **86**, 056003 (2012).
29. Li, J. L. & Qiao, C. F. Feasibility of testing local hidden variable theories in a Charm factory. *Phys. Rev. D.* **74**, 076003 (2006).
30. Hiesmayr, B. C. et al. Revealing Bell's nonlocality for unstable systems in high energy physics. *Eur. Phys. J. C.* **72**, 1856 (2012).
31. Baranov, S. P. Bell's inequality in charmonium decays $\eta_c \rightarrow \Lambda\bar{\Lambda}$, $\chi_c \rightarrow \Lambda\bar{\Lambda}$ and $\eta_c \rightarrow \Lambda\bar{\Lambda}$, $\chi_c \rightarrow \Lambda\bar{\Lambda}$. *J. Phys. G* **35**, 075002 (2008).
32. Chen, S., Nakaguchi, Y. & Komamiya, S. Testing Bell's inequality using charmonium decays. *Prog. Theor. Exp. P*, **2013**, 063A01 (2013).
33. Abel, S. A., Dittmar, M. & Dreiner, H. K. Testing locality at colliders via Bell's inequality? *Phys. Lett. B* **280**, 304–312 (1992).
34. Belle Collaboration. Observation of Bell inequality violation in B mesons. *J. Mod. Opt.* **51**, 991 (2004).
35. Genovese, M., Novero, C. & Predazzi, E. Conclusive tests of local realism and pseudoscalar mesons. *Found. Phys.* **32**, 589–605 (2002).
36. Barr, A. J., Fabbrichesi, M., Floreanini, R., Gabrielli, E. & Marzola, L. Quantum entanglement and Bell inequality violation at colliders. *Prog. Part. Nucl. Phys.* **139**, 104134 (2024).
37. Fabbrichesi, M., Floreanini, R., Gabrielli, E. & Marzola, L. Bell inequality is violated in $B^0 \rightarrow J/\psi K^*(892)^0$ decays. *Phys. Rev. D.* **109**, L031104 (2024).
38. Horodecki, R., Horodecki, P. & Horodecki, M. Violating Bell inequality by mixed spin-1/2 states: necessary and sufficient condition. *Phys. Lett. A* **200**, 340–344 (1995).
39. Tornqvist, N. A. Suggestion for Einstein-podolsky-rosen experiments using reactions like $e^+e^- \rightarrow \Lambda\bar{\Lambda} \rightarrow \pi^-p\pi^+\bar{p}$. *Found. Phys.* **11**, 171–177 (1981).
40. Hiesmayr, B. C. Limits of quantum information in weak interaction processes of hyperons. *Sci. Rep.* **5**, 11591 (2015).
41. BESIII Collaboration. Polarization and entanglement in baryon-antibaryon pair production in electron-positron annihilation. *Nat. Phys.* **15**, 631–634 (2019).
42. BESIII Collaboration. Precise measurements of decay parameters and CP asymmetry with entangled $\Lambda\bar{\Lambda}$ Pairs. *Phys. Rev. Lett.* **129**, 131801 (2022).
43. Selleri, F. et al. *Quantum mechanics versus local realism: the Einstein, Podolsky, and Rosen Paradox*. (Plenum Press, New York, 1988).
44. Shi, Y. & Yang, J. C. Entangled baryons: violation of Inequalities based on local realism assuming dependence of decays on hidden variables. *Eur. Phys. J. C.* **80**, 116 (2020).
45. BESIII Collaboration. Design and construction of the BESIII detector. *Nucl. Instrum. Meth. A* **614**, 345 (2010).
46. Yu, C. H. et al. BEPCII performance and beam dynamics studies on luminosity. Proceedings of IPAC2016, Busan, Korea, (2016).
47. BESIII Collaboration. Number of J/ψ events at BESIII. *Chin. Phys. C* **46**, 074001 (2022).
48. GEANT4 Collaboration. GEANT4—a simulation toolkit. *Nucl. Instrum. Meth. Phys. Res. Sect. A* **506**, 250 (2003).
49. Huang, K. X. et al. Method for detector description transformation to Unity and application in BESIII. *Nucl. Sci. Tech.* **33**, 142 (2022).
50. Li, Z. J. et al. Visualization for physics analysis improvement and applications in BESIII. *Front. Phys.* **19**, 64201 (2024).
51. Jadach, S., Ward, B. F. L. & Was, Z. The precision Monte Carlo event generator K K for two fermion final states in e^+e^- collisions. *Comput. Phys. Commun.* **130**, 260 (2000).
52. Lange, D. J. The EvtGen particle decay simulation package. *Nucl. Instrum. Meth. A* **462**, 152 (2001).
53. Ping, R. G. Event generators at BESIII. *Chin. Phys. C.* **32**, 599 (2008).
54. Particle Data Group. Review of Particle Physics. *Prog. Theor. Exp. Phys.* **2022**, 083C01 (2022).
55. Chen, J. C., Huang, G. S., Qi, X. R., Zhang, D. H. & Zhu, Y. S. Event generator for J/ψ and $\psi(2S)$ decay. *Phys. Rev. D.* **62**, 034003 (2000).
56. Yang, R. L., Ping, R. G. & Chen, H. Tuning and validation of the Lundcharm model with J/ψ Decays. *Chin. Phys. Lett.* **31**, 061301 (2014).
57. Chung, S. U. General formulation of covariant helicity-coupling amplitudes. *Phys. Rev. D* **57**, 431 (1998).
58. Chung, S.U. Erratum: Helicity-coupling amplitudes in tensor formalism [Phys. Rev. D **48**, 1225 (1993)]. *Phys. Rev. D* **56**, 7 (1997).
59. JAMES, F. & ROOS, M. Minuit: a system for function minimization and analysis of the parameter errors and correlations. *Comput. Phys. Commun.* **10**, 343 (1975).

Acknowledgements

The BESIII Collaboration thanks the staff of BEPCII and the IHEP computing center for their strong support. This work is supported in part by National Key R&D Program of China under Contracts nos 2020YFA0406300 and 2020YFA0406400; National Natural Science Foundation of China (NSFC) under Contracts nos 12175244, 12275058, 12235008, 12475087, 11875115, 11875262, 11635010, 11735014, 11835012, 11935015, 11935016, 11935018, 11961141012, 12022510, 12025502, 12035009, 12035013, 12061131003, 12192260, 12192261, 12192262, 12192263, 12192264, 12192265, 12221005, 12225509 and 12235017; the Chinese Academy of Sciences (CAS) Large-Scale Scientific Facility Program; the CAS Center for Excellence in Particle Physics (CCEPP); Joint Large-Scale Scientific Facility Funds of the NSFC

and CAS under Contract no. U1832207; CAS Key Research Program of Frontier Sciences under Contracts nos. QYZDJ-SSW-SLH003 and QYZDJ-SSW-SLH040; 100 Talents Program of CAS; The Institute of Nuclear and Particle Physics (INPAC) and Shanghai Key Laboratory for Particle Physics and Cosmology; ERC under Contract no. 758462; European Union's Horizon 2020 research and innovation program under Marie Skłodowska-Curie grant agreement under Contract no. 894790; German Research Foundation DFG under Contracts nos 443159800 and 455635585, Collaborative Research Center CRC 1044, FOR5327, GRK 2149; Istituto Nazionale di Fisica Nucleare, Italy; Ministry of Development of Turkey under Contract no. DPT2006K-120470; National Research Foundation of Korea under Contract no. NRF-2022R1A2C1092335; National Science and Technology fund of Mongolia; National Science Research and Innovation Fund (NSRF) via the Program Management Unit for Human Resources & Institutional Development, Research and Innovation of Thailand under Contract No. B16F640076; Polish National Science Center under Contract no. 2019/35/O/ST2/02907; The Swedish Research Council; U. S. Department of Energy under Contract no. DE-FG02-05ER41374.

Author contributions

BESIII Collaboration have contributed to this publication, being variously involved in the design and construction of the detectors, writing software, calibrating sub-systems, operating the detectors, acquiring data and analyzing the processed data.

Competing interests

The authors declare no competing interests.

Additional information

Supplementary information The online version contains supplementary material available at <https://doi.org/10.1038/s41467-025-59498-4>.

Correspondence and requests for materials should be addressed to G. R. Liao.

Peer review information *Nature Communications* thanks Alejandro Ayala and the other, anonymous, reviewer(s) for their contribution to the peer review of this work. A peer review file is available.

Reprints and permissions information is available at <http://www.nature.com/reprints>

Publisher's note Springer Nature remains neutral with regard to jurisdictional claims in published maps and institutional affiliations.

Open Access This article is licensed under a Creative Commons Attribution-NonCommercial-NoDerivatives 4.0 International License, which permits any non-commercial use, sharing, distribution and reproduction in any medium or format, as long as you give appropriate credit to the original author(s) and the source, provide a link to the Creative Commons licence, and indicate if you modified the licensed material. You do not have permission under this licence to share adapted material derived from this article or parts of it. The images or other third party material in this article are included in the article's Creative Commons licence, unless indicated otherwise in a credit line to the material. If material is not included in the article's Creative Commons licence and your intended use is not permitted by statutory regulation or exceeds the permitted use, you will need to obtain permission directly from the copyright holder. To view a copy of this licence, visit <http://creativecommons.org/licenses/by-nc-nd/4.0/>.

© The Author(s) 2025

BESIII Collaboration

M. Ablikim¹, M. N. Achasov^{2,87}, P. Adlarson³, X. C. Ai⁴, R. Aliberti⁵, A. Amoroso^{6,7}, M. R. An⁸, Q. An^{9,10}, Y. Bai¹¹, O. Bakina¹², I. Balossino¹³, Y. Ban^{14,88}, V. Batzskaya^{1,15}, K. Begzsuren¹⁶, N. Berger⁵, M. Berlowski¹⁵, M. Bertani¹⁷, D. Bettoni¹³, F. Bianchi^{6,7}, E. Bianco^{6,7}, A. Bortone^{6,7}, I. Boyko¹², R. A. Briere¹⁸, A. Brueggemann¹⁹, H. Cai²⁰, X. Cai^{1,9}, A. Calcaterra¹⁷, G. F. Cao^{1,21}, N. Cao^{1,21}, S. A. Cetin²², J. F. Chang^{1,9}, T. T. Chang²³, W. L. Chang^{1,21}, G. R. Che²⁴, G. Chelkov^{12,89}, C. Chen²⁴, Chao Chen²⁵, G. Chen¹, H. S. Chen^{1,21}, M. L. Chen^{1,9,21}, S. J. Chen²⁶, S. M. Chen²⁷, T. Chen^{1,21}, X. R. Chen^{21,28}, X. T. Chen^{1,21}, Y. B. Chen^{1,9}, Y. Q. Chen²⁹, Z. J. Chen^{30,90}, W. S. Cheng⁷, S. K. Choi³¹, X. Chu²⁴, G. Cibinetto¹³, S. C. Coen³², F. Cossio⁷, J. J. Cui³³, H. L. Dai^{1,9}, J. P. Dai³⁴, A. Dbeyssi³⁵, R. E. de Boer³², D. Dedovich¹², Z. Y. Deng¹, A. Denig⁵, I. Denysenko¹², M. Destefanis^{6,7}, F. De Mori^{6,7}, B. Ding^{1,36}, X. X. Ding^{14,88}, Y. Ding³⁷, Y. Ding²⁹, J. Dong^{1,9}, L. Y. Dong^{1,21}, M. Y. Dong^{1,9,21}, X. Dong²⁰, M. C. Du¹, S. X. Du⁴, Z. H. Duan²⁶, P. Egorov^{12,89}, Y. L. Fan²⁰, J. Fang^{1,9}, S. S. Fang^{1,21}, W. X. Fang¹, Y. Fang¹, R. Farinelli¹³, L. Fava^{7,38}, F. Feldbauer³², G. Felici¹⁷, C. Q. Feng^{9,10}, J. H. Feng³⁹, K. Fischer⁴⁰, M. Fritsch³², C. Fritzsche¹⁹, C. D. Fu¹, J. L. Fu²¹, Y. W. Fu¹, H. Gao²¹, Y. N. Gao^{14,88}, Yang Gao^{9,10}, S. Garbolino⁷, I. Garzia^{13,41}, P. T. Ge²⁰, Z. W. Ge²⁶, C. Geng³⁹, E. M. Gersabeck⁴², A. Gilman⁴⁰, K. Goetzen⁴³, L. Gong³⁷, W. X. Gong^{1,9}, W. Gradl⁵, S. Gramigna^{13,41}, M. Greco^{6,7}, M. H. Gu^{1,9}, C. Y. Guan^{1,21}, Z. L. Guan⁴⁴, A. Q. Guo^{21,28}, L. B. Guo⁴⁵, M. J. Guo³³, R. P. Guo⁴⁶, Y. P. Guo^{47,91}, A. Guskov^{12,89}, T. T. Han³³, W. Y. Han⁸, X. Q. Hao⁴⁸, F. A. Harris⁴⁹, K. K. He²⁵, K. L. He^{1,21}, F. H. H. Heinsius³², C. H. Heinz⁵, Y. K. Heng^{1,9,21}, C. Herold⁵⁰, T. Holtmann³², P. C. Hong^{47,91}, G. Y. Hou^{1,21}, X. T. Hou^{1,21}, Y. R. Hou²¹, Z. L. Hou¹, H. M. Hu^{1,21}, J. F. Hu^{51,92}, T. Hu^{1,9,21}, Y. Hu¹, G. S. Huang^{9,10}, K. X. Huang³⁹, L. Q. Huang^{21,28}, X. T. Huang³³, Y. P. Huang¹, T. Hussain⁵², N. Hüsken^{5,53}, W. Imoehl⁵³, J. Jackson⁵³, S. Jaeger³², S. Janchiv¹⁶, J. H. Jeong³¹, Q. Ji¹, Q. P. Ji⁴⁸, X. B. Ji^{1,21}, X. L. Ji^{1,9}, Y. Y. Ji³³, X. Q. Jia³³, Z. K. Jia^{9,10}, H. J. Jiang²⁰, P. C. Jiang^{14,88}, S. S. Jiang⁸, T. J. Jiang⁵⁴, X. S. Jiang^{1,9,21}, Y. Jiang²¹, J. B. Jiao³³, Z. Jiao⁵⁵, S. Jin²⁶, Y. Jin³⁶, M. Q. Jing^{1,21}, T. Johansson³, S. Kabana⁵⁶, N. Kalantar-Nayestanaki⁵⁷, X. L. Kang⁵⁸, X. S. Kang³⁷, R. Kappert⁵⁷, M. Kavatsyuk⁵⁷, B. C. Ke⁴, A. Khoukaz¹⁹, R. Kiuchi¹, R. Kliemt⁴³, O. B. Kolcu²², B. Kopf³², M. Kuessner³², X. Kui¹, A. Kupsc^{3,15}, W. Kühn⁵⁹, J. J. Lane⁴², P. Larin³⁵, A. Lavania⁶⁰, L. Lavezzi^{6,7}, T. T. Lei^{10,93}, Z. H. Lei^{9,10}, H. Leithoff⁵, M. Lellmann⁵, T. Lenz⁵, C. Li⁶¹, C. Li²⁴, C. H. Li⁸, Cheng Li^{9,10}, D. M. Li⁴, F. Li^{1,9}, G. Li¹, H. Li^{9,10}, H. B. Li^{1,21}, H. J. Li⁴⁸, H. N. Li^{51,92}, Hui Li²⁴, J. R. Li²⁷, J. S. Li³⁹, J. W. Li³³, K. L. Li⁴⁸, Ke Li¹, L. J. Li^{1,21}, L. K. Li¹, Lei Li⁶², M. H. Li²⁴, P. R. Li^{63,93,94}, Q. X. Li³³, S. X. Li⁴⁷, T. Li³³, W. D. Li^{1,21},

W. G. Li¹, X. H. Li^{9,10}, X. L. Li³³, Xiaoyu Li^{1,21}, Y. G. Li^{14,88}, Z. J. Li³⁹, C. Liang²⁶, H. Liang^{9,10}, H. Liang^{1,21}, H. Liang²⁹, Y. F. Liang⁶⁴, Y. T. Liang^{21,28}, G. R. Liao⁶⁵ ✉, L. Z. Liao³³, Y. P. Liao^{1,21}, J. Libby⁶⁰, A. Limphirat⁵⁰, D. X. Lin^{21,28}, T. Lin¹, B. J. Liu¹, B. X. Liu²⁰, C. Liu²⁹, C. X. Liu¹, F. H. Liu⁶⁶, Fang Liu¹, Feng Liu⁶⁷, G. M. Liu^{51,92}, H. Liu^{63,93,94}, H. M. Liu^{1,21}, Huanhuan Liu¹, Huihui Liu⁶⁸, J. B. Liu^{9,10}, J. L. Liu⁶⁹, J. Y. Liu^{1,21}, K. Liu¹, K. Y. Liu³⁷, Ke Liu⁴⁴, L. Liu^{9,10}, L. C. Liu²⁴, Lu Liu²⁴, M. H. Liu^{47,91}, P. L. Liu¹, Q. Liu²¹, S. B. Liu^{9,10}, T. Liu^{47,91}, W. K. Liu²⁴, W. M. Liu^{9,10}, X. Liu^{63,93,94}, Y. Liu^{63,93,94}, Y. Liu⁴, Y. B. Liu²⁴, Z. A. Liu^{1,9,21}, Z. Q. Liu³³, X. C. Lou^{1,9,21}, F. X. Lu³⁹, H. J. Lu⁵⁵, J. G. Lu^{1,9}, X. L. Lu¹, Y. Lu⁷⁰, Y. P. Lu^{1,9}, Z. H. Lu^{1,21}, C. L. Luo⁴⁵, M. X. Luo⁷¹, T. Luo^{47,91}, X. L. Luo^{1,9}, X. R. Lyu²¹, Y. F. Lyu²⁴, F. C. Ma³⁷, H. L. Ma¹, J. L. Ma^{1,21}, L. L. Ma³³, M. M. Ma^{1,21}, Q. M. Ma¹, R. Q. Ma^{1,21}, R. T. Ma²¹, X. Y. Ma^{1,9}, Y. Ma^{14,88}, Y. M. Ma²⁸, F. E. Maas³⁵, M. Maggiora^{6,7}, S. Malde⁴⁰, Q. A. Malik⁵², A. Mangoni⁷², Y. J. Mao^{14,88}, Z. P. Mao¹, S. Marcello^{6,7}, Z. X. Meng³⁶, J. G. Messchendorp^{43,57}, G. Mezzadri¹³, H. Miao^{1,21}, T. J. Min²⁶, R. E. Mitchell⁵³, X. H. Mo^{1,9,21}, N. Yu. Muchnoi^{2,87}, J. Muskalla⁵, Y. Nefedov¹², F. Nerling^{35,95}, I. B. Nikolaev^{2,87}, Z. Ning^{1,9}, S. Nisar^{73,96}, Y. Niu³³, S. L. Olsen²¹, Q. Ouyang^{1,9,21}, S. Pacetti^{72,74}, X. Pan²⁵, Y. Pan¹¹, A. Pathak²⁹, P. Patteri¹⁷, Y. P. Pei^{9,10}, M. Pelizaeus³², H. P. Peng^{9,10}, K. Peters^{43,95}, J. L. Ping⁴⁵, R. G. Ping^{1,21}, S. Plura⁵, S. Pogodin¹², V. Prasad⁵⁶, F. Z. Qi¹, H. Qi^{9,10}, H. R. Qi²⁷, M. Qi²⁶, T. Y. Qi^{47,91}, S. Qian^{1,9}, W. B. Qian²¹, C. F. Qiao²¹, J. J. Qin⁶⁹, L. Q. Qin⁶⁵, X. P. Qin^{47,91}, X. S. Qin³³, Z. H. Qin^{1,9}, J. F. Qiu¹, S. Q. Qu²⁷, C. F. Redmer⁵, K. J. Ren⁸, A. Rivetti⁷, V. Rodin⁵⁷, M. Rolo⁷, G. Rong^{1,21}, Ch. Rosner³⁵, S. N. Ruan²⁴, N. Salone¹⁵, A. Sarantsev^{12,97}, Y. Schelhaas⁵, K. Schoenning³, M. Scodeggio^{13,41}, K. Y. Shan^{47,91}, W. Shan⁷⁵, X. Y. Shan^{9,10}, J. F. Shangguan²⁵, L. G. Shao^{1,21}, M. Shao^{9,10}, C. P. Shen^{47,91}, H. F. Shen^{1,21}, W. H. Shen²¹, X. Y. Shen^{1,21}, B. A. Shi²¹, H. C. Shi^{9,10}, J. L. Shi⁴⁷, J. Y. Shi¹, Q. Q. Shi²⁵, R. S. Shi^{1,21}, X. Shi^{1,9}, J. J. Song⁴⁸, T. Z. Song³⁹, W. M. Song^{1,29}, Y. J. Song⁴⁷, Y. X. Song^{14,88}, S. Sosio^{6,7}, S. Spataro^{6,7}, F. Stieler⁵, Y. J. Su²¹, G. B. Sun²⁰, G. X. Sun¹, H. Sun²¹, H. K. Sun¹, J. F. Sun⁴⁸, K. Sun²⁷, L. Sun²⁰, S. S. Sun^{1,21}, T. Sun^{1,21}, W. Y. Sun²⁹, Y. Sun⁵⁸, Y. J. Sun^{9,10}, Y. Z. Sun¹, Z. T. Sun³³, Y. X. Tan^{9,10}, C. J. Tang⁶⁴, G. Y. Tang¹, J. Tang³⁹, Y. A. Tang²⁰, L. Y. Tao⁶⁹, Q. T. Tao^{30,90}, M. Tat⁴⁰, J. X. Teng^{9,10}, V. Thoren³, W. H. Tian⁷⁶, W. H. Tian³⁹, Y. Tian^{21,28}, Z. F. Tian²⁰, I. Uman⁷⁷, S. J. Wang³³, B. Wang¹, B. L. Wang²¹, Bo Wang^{9,10}, C. W. Wang²⁶, D. Y. Wang^{14,88}, F. Wang⁶⁹, H. J. Wang^{63,93,94}, H. P. Wang^{1,21}, J. P. Wang³³, K. Wang^{1,9}, L. L. Wang¹, M. Wang³³, Meng Wang^{1,21}, S. Wang^{47,91}, S. Wang^{63,93,94}, T. Wang^{47,91}, T. J. Wang²⁴, W. Wang³⁹, W. Wang⁶⁹, W. P. Wang^{9,10}, X. Wang^{14,88}, X. F. Wang^{63,93,94}, X. J. Wang⁸, X. L. Wang^{47,91}, Y. Wang²⁷, Y. D. Wang⁷⁸, Y. F. Wang^{1,9,21}, Y. H. Wang⁶¹, Y. N. Wang⁷⁸, Y. Q. Wang¹, Yaqian Wang^{1,79}, Y. Wang²⁷, Z. Wang^{1,9}, Z. L. Wang⁶⁹, Z. Y. Wang^{1,21}, Ziyi Wang²¹, D. Wei⁸⁰, D. H. Wei⁶⁵, F. Weidner¹⁹, S. P. Wen¹, C. W. Wenzel³², U. Wiedner³², G. Wilkinson⁴⁰, M. Wolke³, L. Wollenberg³², C. Wu⁸, J. F. Wu^{1,21}, L. H. Wu¹, L. J. Wu^{1,21}, X. Wu^{47,91}, X. H. Wu²⁹, Y. Wu¹⁰, Y. J. Wu²⁸, Z. Wu^{1,9}, L. Xia^{9,10}, X. M. Xian⁸, T. Xiang^{14,88}, D. Xiao^{63,93,94}, G. Y. Xiao²⁶, S. Y. Xiao¹, Y. L. Xiao^{47,91}, Z. J. Xiao⁴⁵, C. Xie²⁶, X. H. Xie^{14,88}, Y. Xie³³, Y. G. Xie^{1,9}, Y. H. Xie⁶⁷, Z. P. Xie^{9,10}, T. Y. Xing^{1,21}, C. F. Xu^{1,21}, C. J. Xu³⁹, G. F. Xu¹, H. Y. Xu³⁶, Q. J. Xu⁵⁴, Q. N. Xu⁸¹, W. Xu^{1,21}, W. L. Xu³⁶, X. P. Xu²⁵, Y. C. Xu⁸², Z. P. Xu²⁶, Z. S. Xu²¹, F. Yan^{47,91}, L. Yan^{47,91}, W. B. Yan^{9,10}, W. C. Yan⁴, X. Q. Yan¹, H. J. Yang^{83,98}, H. L. Yang²⁹, H. X. Yang¹, Tao Yang¹, Y. Yang^{47,91}, Y. F. Yang²⁴, Y. X. Yang^{1,21}, Yifan Yang^{1,21}, Z. W. Yang^{63,93,94}, Z. P. Yao³³, M. Ye^{1,9}, M. H. Ye⁸⁴, J. H. Yin¹, Z. Y. You³⁹, B. X. Yu^{1,9,21}, C. X. Yu²⁴, G. Yu^{1,21}, J. S. Yu^{30,90}, T. Yu⁶⁹, X. D. Yu^{14,88}, C. Z. Yuan^{1,21}, L. Yuan⁸⁵, S. C. Yuan¹, X. Q. Yuan¹, Y. Yuan^{1,21}, Z. Y. Yuan³⁹, C. X. Yue⁸, A. A. Zafar⁵², F. R. Zeng³³, X. Zeng^{47,91}, Y. Zeng^{30,90}, Y. J. Zeng^{1,21}, X. Y. Zhai²⁹, Y. C. Zhai³³, Y. H. Zhan³⁹, A. Q. Zhang^{1,21}, B. L. Zhang^{1,21}, B. X. Zhang¹, D. H. Zhang²⁴, G. Y. Zhang⁴⁸, H. Zhang¹⁰, H. H. Zhang³⁹, H. H. Zhang²⁹, H. Q. Zhang^{1,9,21}, H. Y. Zhang^{1,9}, J. J. Zhang⁷⁶, J. L. Zhang⁸⁶, J. Q. Zhang⁴⁵, J. W. Zhang^{1,9,21}, J. X. Zhang^{63,93,94}, J. Y. Zhang¹, J. Z. Zhang^{1,21}, Jianyu Zhang²¹, Jiawei Zhang^{1,21}, L. M. Zhang²⁷, L. Q. Zhang³⁹, Lei Zhang²⁶, P. Zhang¹, Q. Y. Zhang^{4,8}, Shuihan Zhang^{1,21}, Shulei Zhang^{30,90}, X. D. Zhang⁷⁸, X. M. Zhang¹, X. Y. Zhang³³, Xuyan Zhang²⁵, Y. Zhang⁴⁰, Y. Zhang⁶⁹, Y. T. Zhang⁴, Y. H. Zhang^{1,9}, Yan Zhang^{9,10}, Yao Zhang¹, Z. H. Zhang¹, Z. L. Zhang²⁹, Z. Y. Zhang²⁴, Z. Y. Zhang²⁰, G. Zhao¹, J. Zhao⁸, J. Y. Zhao^{1,21}, J. Z. Zhao^{1,9}, Lei Zhao^{9,10}, Ling Zhao¹, M. G. Zhao²⁴, S. J. Zhao⁴, Y. B. Zhao^{1,9}, Y. X. Zhao^{21,28}, Z. G. Zhao^{9,10}, A. Zhemchugov^{12,89}, B. Zheng⁶⁹, J. P. Zheng^{1,9}, W. J. Zheng^{1,21}, Y. H. Zheng²¹, B. Zhong⁴⁵, X. Zhong³⁹, H. Zhou³³, L. P. Zhou^{1,21}, X. Zhou²⁰, X. K. Zhou⁶⁷, X. R. Zhou^{9,10}, X. Y. Zhou⁸, Y. Z. Zhou^{47,92}, J. Zhu²⁴, K. Zhu¹, K. J. Zhu^{1,9,21}, L. Zhu²⁹, L. X. Zhu²¹, S. H. Zhu⁸⁰, S. Q. Zhu²⁶, T. J. Zhu^{47,91}, W. J. Zhu^{47,91}, Y. C. Zhu^{9,10}, Z. A. Zhu^{1,21}, J. H. Zou¹ & J. Zu^{9,10}

¹Institute of High Energy Physics, Beijing 100049, People's Republic of China. ²Budker Institute of Nuclear Physics SB RAS (BINP), Novosibirsk, Russia. ³Uppsala University, Box 516, Uppsala, Sweden. ⁴Zhengzhou University, Zhengzhou 450001, People's Republic of China. ⁵Johannes Gutenberg University of Mainz, Johann-Joachim-Becher-Weg 45, Mainz, Germany. ⁶University of Turin and INFN, University of Turin, Turin, Italy. ⁷INFN, Turin, Italy. ⁸Liaoning Normal University, Dalian 116029, People's Republic of China. ⁹State Key Laboratory of Particle Detection and Electronics, Beijing 100049, Hefei 230026, People's Republic of China. ¹⁰University of Science and Technology of China, Hefei 230026, People's Republic of China. ¹¹Southeast University, Nanjing 211100, People's Republic of China. ¹²Joint Institute for Nuclear Research, Dubna Moscow region, Russia. ¹³INFN Sezione di Ferrara, INFN Sezione di Ferrara, Ferrara, Italy. ¹⁴Peking University, Beijing 100871, People's Republic of China. ¹⁵National Centre for Nuclear Research, Warsaw, Poland. ¹⁶Institute of Physics and Technology, Peace Avenue 54B, Ulaanbaatar, Mongolia. ¹⁷INFN Laboratori Nazionali di Frascati, INFN Laboratori Nazionali di Frascati, Frascati, Italy. ¹⁸Carnegie Mellon University, Pittsburgh, PA, USA. ¹⁹University of Muenster, Wilhelm-Klemm-Strasse 9, Muenster, Germany. ²⁰Wuhan University, Wuhan 430072, People's Republic of China. ²¹University of Chinese Academy of Sciences, Beijing 100049, People's Republic of China. ²²Turkish Accelerator Center Particle Factory Group, Istinye University Istanbul, Turkey. ²³Xinyang Normal University, Xinyang 464000, People's Republic of China. ²⁴Nankai University, Tianjin 300071, People's Republic of China. ²⁵Soochow University, Suzhou 215006, People's Republic of China. ²⁶Nanjing University, Nanjing 210093,

People's Republic of China. ²⁷Tsinghua University, Beijing 100084, People's Republic of China. ²⁸Institute of Modern Physics, Lanzhou 730000, People's Republic of China. ²⁹Jilin University, Changchun 130012, People's Republic of China. ³⁰Hunan University, Changsha 410082, People's Republic of China. ³¹Chung-Ang University, Seoul, Republic of Korea. ³²Bochum Ruhr-University, Bochum, Germany. ³³Shandong University, Jinan 250100, People's Republic of China. ³⁴Yunnan University, Kunming 650500, People's Republic of China. ³⁵Helmholtz Institute Mainz, Staudinger Weg 18, Mainz, Germany. ³⁶University of Jinan, Jinan 250022, People's Republic of China. ³⁷Liaoning University, Shenyang 110036, People's Republic of China. ³⁸University of Eastern Piedmont, Alessandria, Italy. ³⁹Sun Yat-Sen University, Guangzhou 510275, People's Republic of China. ⁴⁰University of Oxford, Keble Road, Oxford, United Kingdom. ⁴¹University of Ferrara, Ferrara, Italy. ⁴²University of Manchester, Oxford Road, Manchester, United Kingdom. ⁴³GSI Helmholtzcentre for Heavy Ion Research GmbH, Darmstadt, Germany. ⁴⁴Henan University of Technology, Zhengzhou 450001, People's Republic of China. ⁴⁵Nanjing Normal University, Nanjing 210023, People's Republic of China. ⁴⁶Shandong Normal University, Jinan 250014, People's Republic of China. ⁴⁷Fudan University, Shanghai 200433, People's Republic of China. ⁴⁸Henan Normal University, Xinxiang 453007, People's Republic of China. ⁴⁹University of Hawaii, Honolulu, HI, USA. ⁵⁰Suranaree University of Technology, University Avenue 111, Nakhon Ratchasima, Thailand. ⁵¹South China Normal University, Guangzhou 510006, People's Republic of China. ⁵²University of the Punjab, Lahore, Pakistan. ⁵³Indiana University, Bloomington, Indiana, IN, USA. ⁵⁴Hangzhou Normal University, Hangzhou 310036, People's Republic of China. ⁵⁵Huangshan College, Huangshan 245000, People's Republic of China. ⁵⁶Instituto de Alta Investigación, Universidad de Tarapacá, Casilla 7D, Arica, Chile. ⁵⁷University of Groningen, Groningen, The Netherlands. ⁵⁸China University of Geosciences, Wuhan 430074, People's Republic of China. ⁵⁹Justus-Liebig-Universität Giessen, II. Physikalisches Institut, Heinrich-Buff-Ring 16, Giessen, Germany. ⁶⁰Indian Institute of Technology Madras, Chennai, India. ⁶¹Qufu Normal University, Qufu 273165, People's Republic of China. ⁶²Beijing Institute of Petrochemical Technology, Beijing 102617, People's Republic of China. ⁶³Lanzhou University, Lanzhou 730000, People's Republic of China. ⁶⁴Sichuan University, Chengdu 610064, People's Republic of China. ⁶⁵Guangxi Normal University, Guilin 541004, People's Republic of China. ⁶⁶Shanxi University, Taiyuan 030006, People's Republic of China. ⁶⁷Central China Normal University, Wuhan 430079, People's Republic of China. ⁶⁸Henan University of Science and Technology, Luoyang 471003, People's Republic of China. ⁶⁹University of South China, Hengyang 421001, People's Republic of China. ⁷⁰Central South University, Changsha 410083, People's Republic of China. ⁷¹Zhejiang University, Hangzhou 310027, People's Republic of China. ⁷²INFN Sezione di Perugia, Perugia, Italy. ⁷³COMSATS University Islamabad, Lahore Campus, Defence Road, Off Raiwind Road, Lahore, Pakistan. ⁷⁴University of Perugia, Perugia, Italy. ⁷⁵Hunan Normal University, Changsha 410081, People's Republic of China. ⁷⁶Shanxi Normal University, Linfen 041004, People's Republic of China. ⁷⁷Near East University, Nicosia, North Cyprus, Mersin 10, Turkey. ⁷⁸North China Electric Power University, Beijing 102206, People's Republic of China. ⁷⁹Hebei University, Baoding 071002, People's Republic of China. ⁸⁰University of Science and Technology Liaoning, Anshan 114051, People's Republic of China. ⁸¹Inner Mongolia University, Hohhot 010021, People's Republic of China. ⁸²Yantai University, Yantai 264005, People's Republic of China. ⁸³Shanghai Jiao Tong University, Shanghai 200240, People's Republic of China. ⁸⁴China Center of Advanced Science and Technology, Beijing 100190, People's Republic of China. ⁸⁵Beihang University, Beijing 100191, People's Republic of China. ⁸⁶Henan University, Kaifeng 475004, People's Republic of China. ⁸⁷Moscow Institute of Physics and Technology, Moscow, Russia. ⁸⁸Novosibirsk State University, Novosibirsk, Russia. ⁸⁹NRC "Kurchatov Institute", PNPI, Gatchina, Russia. ⁹⁰Goethe University Frankfurt, Frankfurt am Main, Germany. ⁹¹Key Laboratory for Particle Physics, Astrophysics and Cosmology, Ministry of Education; Shanghai Key Laboratory for Particle Physics and Cosmology; Institute of Nuclear and Particle Physics, Shanghai 200240, People's Republic of China. ⁹²Key Laboratory of Nuclear Physics and Ion-beam Application (MOE) and Institute of Modern Physics, Fudan University, Shanghai 200443, People's Republic of China. ⁹³State Key Laboratory of Nuclear Physics and Technology, Peking University, Beijing 100871, People's Republic of China. ⁹⁴School of Physics and Electronics, Hunan University, Changsha 410082, China. ⁹⁵Guangdong Provincial Key Laboratory of Nuclear Science, Institute of Quantum Matter, South China Normal University, Guangzhou 510006, China. ⁹⁶Frontiers Science Center for Rare Isotopes, Lanzhou University, Lanzhou 730000, People's Republic of China. ⁹⁷Lanzhou Center for Theoretical Physics, Lanzhou University, Lanzhou 730000, People's Republic of China. ⁹⁸Department of Mathematical Sciences, IBA, Karachi, Pakistan. ✉e-mail: liaoqr@gxnu.edu.cn