

Multimuons in cosmic-ray events as seen in ALICE at the LHC



ALICE

The ALICE collaboration

E-mail: alice-publications@cern.ch

ABSTRACT: ALICE is a large experiment at the CERN Large Hadron Collider. Located 52 meters underground, its detectors are suitable to measure muons produced by cosmic-ray interactions in the atmosphere. In this paper, the studies of the cosmic muons registered by ALICE during Run 2 (2015–2018) are described. The analysis is limited to multimuon events defined as events with more than four detected muons ($N_\mu > 4$) and in the zenith angle range $0^\circ < \theta < 50^\circ$. The results are compared with Monte Carlo simulations using three of the main hadronic interaction models describing the air shower development in the atmosphere: QGSJET-II-04, EPOS-LHC, and SIBYLL 2.3d. The interval of the primary cosmic-ray energy involved in the measured muon multiplicity distribution is about $4 \times 10^{15} < E_{\text{prim}} < 6 \times 10^{16}$ eV. In this interval none of the three models is able to describe precisely the trend of the composition of cosmic rays as the energy increases. However, QGSJET-II-04 is found to be the only model capable of reproducing reasonably well the muon multiplicity distribution, assuming a heavy composition of the primary cosmic rays over the whole energy range, while SIBYLL 2.3d and EPOS-LHC underpredict the number of muons in a large interval of multiplicity by more than 20% and 30%, respectively. The rate of high muon multiplicity events ($N_\mu > 100$) obtained with QGSJET-II-04 and SIBYLL 2.3d is compatible with the data, while EPOS-LHC produces a significantly lower rate (55% of the measured rate). For both QGSJET-II-04 and SIBYLL 2.3d, the rate is close to the data when the composition is assumed to be dominated by heavy elements, an outcome compatible with the average energy $E_{\text{prim}} \sim 10^{17}$ eV of these events. This result places significant constraints on more exotic production mechanisms.

KEYWORDS: cosmic ray experiments, cosmic rays detectors

ARXIV EPRINT: [2410.17771](https://arxiv.org/abs/2410.17771)



Contents

1	Introduction	1
2	The ALICE experiment, event reconstruction, and data selection	2
3	Muon multiplicity distribution	5
4	Rate of high muon multiplicity events	12
5	Conclusions	15
A	Muon multiplicity distribution with simplified simulation	17
	The ALICE collaboration	21

1 Introduction

The collision between a cosmic ray with an atomic nucleus of the atmosphere, mostly Oxygen or Nitrogen, produces a shower of particles called Extensive Air Shower (EAS) developing in the atmosphere from the interaction point. These showers can reach the surface of the Earth. The center of the shower, also referred to as the core, can be thought of as the prolongation of the direction of the primary cosmic ray through the atmosphere to the surface. The main particles created in the shower are hadrons, muons, electrons, positrons, photons, and neutrinos. Only muons and neutrinos can reach the ALICE detectors, while the other particles are absorbed by the layer of rock overlaying the experiment. In this analysis the focus is on tracks that are identified as muons created in EAS, referred here to as cosmic muons.

Most of the primary cosmic rays are protons or He nuclei, but at higher energies heavier elements (C, N, O, . . . , Fe) become more abundant. The number of muons produced in an EAS depends on the energy of the primary cosmic ray and on its mass. This number is therefore an observable that gives information on the atomic mass number of cosmic rays [1, 2] and also allows one to get insight into the energy spectrum of the primaries [3]. The importance of having theoretical models that accurately describe the development of an EAS and its muon production is therefore evident. In the last years most of the surface experiments detecting muons produced by cosmic rays with very high energy found a discrepancy between the muon multiplicity measured in the data and the corresponding value obtained with simulations [4–9] with a significant underestimation in the number of simulated muons. This deficit is usually called the Muon Puzzle [10], and is not yet solved by parameter tunings of the different hadronic models. This discrepancy is studied in this paper by comparing the muon multiplicity distribution (MMD) of the data with the distributions obtained with different hadronic models.

The analysis of the data recorded in LHC Run 1 (2010–2013), described in a previous paper [11], was dedicated to the study of high muon multiplicity (HMM) events. The study

was motivated by the inability of the LEP experiments ALEPH [12] and DELPHI [13] to account for the frequency of the highest muon-multiplicity events when studying the MMD of cosmic events. The HMM event rate measured in Run 1 [11] was compared to results from QGSJET-II-04 [14] as hadronic interaction model for EAS. This study showed that the HMM events observed in ALICE are produced by primary cosmic rays with energies above 10^{16} eV, and the rate was successfully predicted by assuming dominance of a heavy-mass component. ALICE, with its capabilities to track a high density of particles and to measure high-multiplicity events, is the first experiment at the LHC which analyzed HMM events. It is therefore interesting, as pointed out in ref. [15], to record and analyze new samples of data and compare them with different hadronic interaction models. An alternative interpretation of the data taken in Run 1 was given in [16], in which the authors suggest the hypothesis that muon bundles of very high multiplicities are produced by strangelets.

In order to improve the measurements of the multiplicity distribution and the rate of events with very high multiplicities, a new cosmic data-taking campaign was carried out during LHC Run 2 (2015–2018) to record a larger sample of data. The trigger configuration was updated to increase the data-taking rate of the events, while the capabilities to track cosmic muons were exploited with only minor changes with respect to Run 1. The live time of the recorded data was 62.5 days doubling the live time of Run 1 (30.8 days). All the data of Run 2 were collected during pauses of the accelerator beams, with magnetic field on. The decreasing trend of the MMD, and the small number of events detected at high multiplicity, motivated the study of this distribution for low and intermediate multiplicities ($4 < N_\mu < 50$) where the number of events is reasonably high, while for events with higher multiplicities, it was decided to measure the rate of the events with more than 100 muons.

In this paper, a brief description of the detectors involved in the muon detection, their performance, and the collected data sample is given in section 2. The analysis procedure to measure the MMD and the comparison with the distributions obtained with three different hadronic interaction models is explained in section 3, while the measurement of the rate of HMM events compared with the ones obtained with the models is described in section 4. A summary of these results is given in the final section.

2 The ALICE experiment, event reconstruction, and data selection

The ALICE apparatus is located at Point 2 of the LHC accelerator complex [17], approximately 450 m above sea level in a cavern 52 m underground. It has 28 m of overburden rock, and 1 m of iron magnet yoke above it, both corresponding to about 80 m water equivalent. The rock absorbs all the electromagnetic and hadronic components of the observed EAS, so that only muons with an energy at the surface of the Earth larger than 16 GeV (8 GeV for some particular paths crossing the shafts of the experiment) reach the detectors. A large solenoidal magnet forms a central barrel that houses several detectors, including a large cylindrical Time-Of-Flight detector (TOF) completely surrounding the cylindrical Time Projection Chamber (TPC), the two detectors used in this work.

A dedicated trigger for cosmic events is provided by the TOF, which consists of a cylindrical array of multi-gap resistive-plate chambers [18]. The TOF has a modular structure composed of 18 sectors, each spanning 20° in azimuth to form a complete cylinder. The

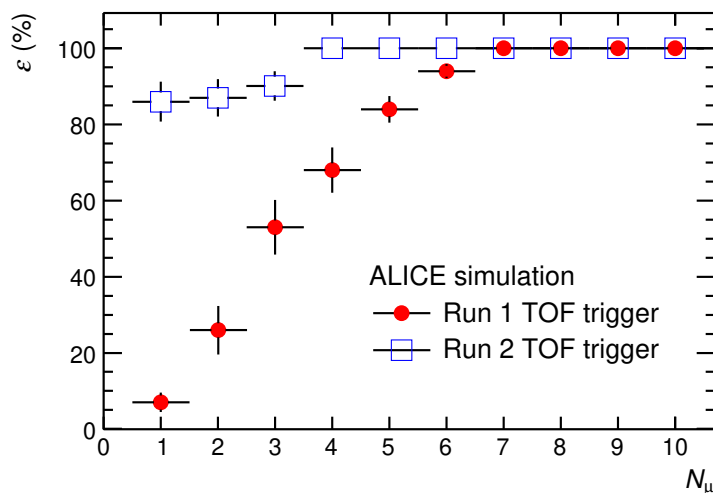


Figure 1. TOF trigger efficiency ε in Run 2 compared to the efficiency in Run 1 as a function of muon multiplicity, N_μ .

hardware for the TOF multiplicity trigger is discussed in detail in [19]. The TOF trigger for cosmic events requires a signal in one of the 9 upper sectors and another signal in the opposite lower sector with respect to the central axis of the detector, or in one of the three adjacent sectors on either side, forming a back-to-back ± 3 coincidence. The average trigger rate is ~ 70 Hz. It is an improvement in comparison to Run 1, where simply back-to-back coincidences allowed to reach a rate of ~ 20 Hz. The TOF trigger efficiency ε , as a function of the muon multiplicity N_μ , is shown in figure 1. It was estimated from events of different multiplicities produced by the Monte Carlo (MC) simulations described in detail in section 3. Since the TOF multiplicity trigger is based on the high granularity of the detector, also at very high muon multiplicities ($N_\mu > 100$) it operates with an efficiency of 100% without any saturation problem. A comparison with the efficiency of the TOF trigger in Run 1 as a function of the muon multiplicity displayed in figure 1 shows the improvement of the new trigger in the low multiplicity regime.

The ALICE TPC [20] is used to reconstruct the trajectories of cosmic muons passing through its active volume divided vertically into two halves by a central membrane. The TPC has an inner radius of 0.8 m, an outer radius of 2.8 m and a total length of 5.0 m along the LHC beam direction. At each end of the cylindrical volume there are multi-wire proportional chambers with pad readout. For the purpose of detecting cosmic muons, the maximum acceptance of the detector, due to its cylindrical geometry, is the horizontal median plane of approximately 25 m^2 . However, after imposing a selection on the minimum length required to reconstruct a cosmic-ray track in the TPC, the maximum effective area reduces to approximately 17 m^2 . The acceptance of the TPC also varies with the zenith angle of the incident muons.

Cosmic muons are typically reconstructed as two individual tracks in the upper and lower halves of the TPC. These tracks are referred to as *up* and *down* tracks. An algorithm

Parameter	Nominal value
$N_{\text{cl}}^{\text{TPC}}$	≥ 50
p	$> 0.5 \text{ GeV}/c$
d_{xz}	$< 6 \text{ cm}$
$\cos(\Delta\psi)$	> 0.990

Table 1. Track selection parameters to define a cosmic muon track in the matching algorithm.

is applied to match each *up* track with its corresponding *down* track to reconstruct the full trajectory of the muons and to remove double counting. Starting with single muon events (producing two TPC tracks), where the matching of tracks is straightforward, the reconstruction code was tuned to handle events containing hundreds of muons.

The requirements on the TPC tracks (*up* and *down*) to determine a muon track are the following:

- 1) minimum number of TPC clusters for each track $N_{\text{cl}}^{\text{TPC}} \geq 50$ (over a maximum of 159 clusters) to reconstruct good quality tracks,
- 2) a track momentum $p > 0.5 \text{ GeV}/c$ in order to eliminate all possible background from electrons and positrons,
- 3) distance of closest approach between the up and the nearest down track at the horizontal mid plane to match the two tracks $d_{\text{xz}} < 6 \text{ cm}$. This value is chosen to be large enough to maximize the matching efficiency in high multiplicity events, while keeping combinatorial background at a minimum.
- 4) the scalar product of the direction of the analyzed track \vec{t}_a with the reference track \vec{t}_r , requiring that $\vec{t}_a \cdot \vec{t}_r = \cos(\Delta\psi) > 0.990$, where $\Delta\psi$ is the angle defined by \vec{t}_a and \vec{t}_r . This selection assures the parallelism of the tracks. The reference track is chosen to give the largest number of tracks satisfying this parallelism requirement. This condition exploits the parallelism of the muons coming from the same EAS.

A muon reconstructed with two TPC tracks (up and down) is called a “matched muon”. If an up or down track fulfills all the criteria to be a muon track (number of space points, momentum, and parallelism), but does not have a corresponding track within $d_{\text{xz}} < 6 \text{ cm}$ on the opposite side of the TPC, it is still accepted as a muon candidate but flagged as a “single-track muon”. Most single-track muons are found to cross the TPC near the borders where part of the muon trajectory falls outside the detector. The values of the selection parameters of the matching algorithm are summarized in table 1.

To study the efficiency of the track reconstruction and the matching algorithm described above, eight different samples (each containing 1000 events) were generated. Each sample was characterized by a given muon multiplicity value ranging from 10 up to 300. In each event, the muons were generated parallel to each other, like in EAS, and crossing the whole TPC volume. The simulated events were then reconstructed in the same way as the experimental data.

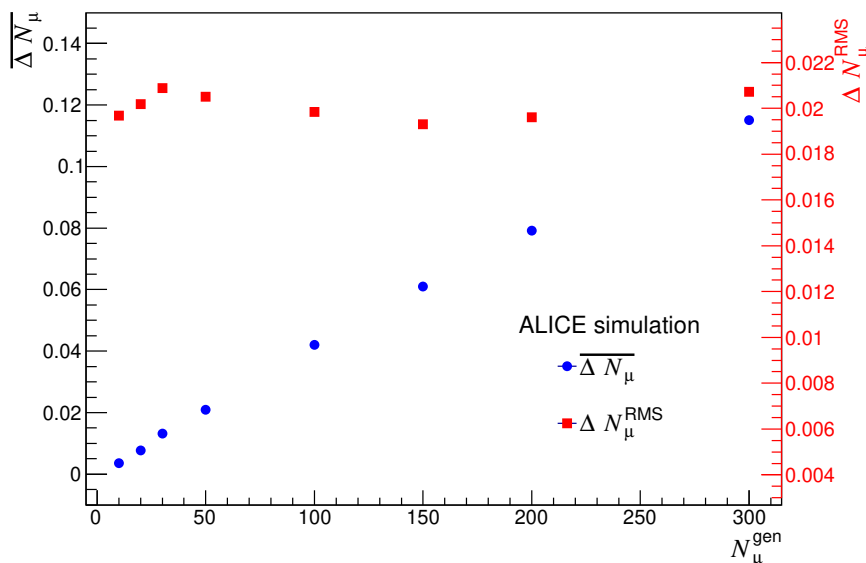


Figure 2. Mean value and root-mean-square of the ΔN_μ distribution.

To obtain the resolution on the number of muons crossing the TPC, the distribution of the quantity

$$\Delta N_\mu = (N_\mu^{\text{gen}} - N_\mu^{\text{rec}})/N_\mu^{\text{gen}} \quad (2.1)$$

was studied for each multiplicity interval, where N_μ^{gen} and N_μ^{rec} are the number of generated and reconstructed muons, respectively.

The mean value $\overline{\Delta N_\mu}$ of this distribution is the bias in reconstructing a fixed multiplicity, while the root-mean-square $\Delta N_\mu^{\text{RMS}}$ represents the resolution in measuring that multiplicity. Figure 2 shows $\overline{\Delta N_\mu}$ and $\Delta N_\mu^{\text{RMS}}$ as a function of the generated multiplicity.

As can be seen, the bias increases almost linearly with multiplicity with a value around 1% when $N_\mu = 20$, increasing to 4% for $N_\mu = 100$, and reaching about 12% for $N_\mu = 300$, while the resolution for multimMuon events is quite flat over the whole multiplicity range with a value around 2%.

Data were taken whenever no beams were circulating in the LHC. The effective running time accumulated was 62.5 days for a total number of events of around 165 million with at least one reconstructed muon, and 15702 multimMuon events for which the number of reconstructed muons is greater than 4 ($N_\mu > 4$).

3 Muon multiplicity distribution

The first step of the analysis was to obtain the MMD for multimMuon events from the whole sample of data. Since the TOF trigger efficiency is 100% for multimMuon events, no trigger correction was applied to the measured distribution. To avoid reconstruction inaccuracies associated with the most inclined showers, the zenith angle of the events was restricted to the range $0^\circ < \theta < 50^\circ$. The zenith angle of the event is given by the mean value of the

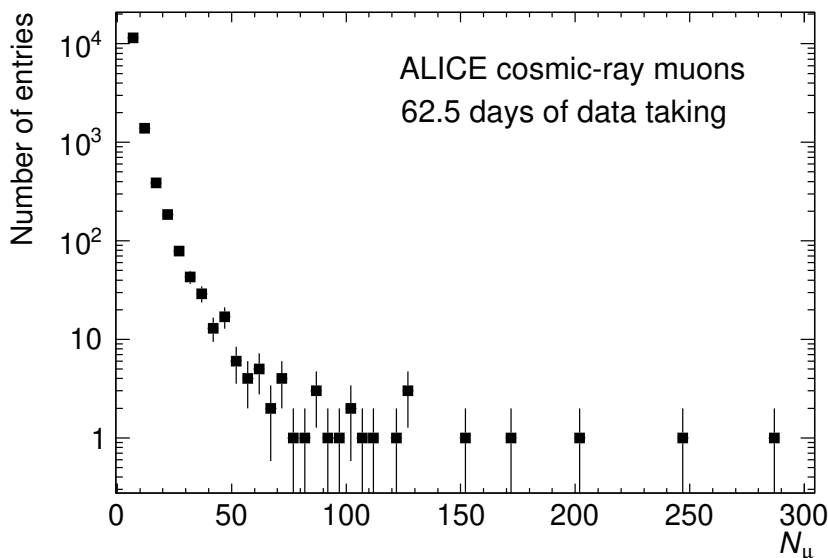


Figure 3. Muon multiplicity distribution measured with the ALICE apparatus and obtained for the whole data sample of Run 2 corresponding to a live time of 62.5 days. The data points are grouped in multiplicity intervals with a width of five units ($N_\mu = 5 - 9$, $N_\mu = 10 - 14$, ...), and are located at the center of each interval ($N_\mu = 7$, $N_\mu = 12$, ...). The vertical error bars represent the statistical uncertainties.

zenith angles of the muons. In figure 3 the MMD is shown without any correction and with its statistical uncertainties. The data points are grouped in multiplicity intervals having a width of five units (5–9, 10–14, ...) starting from $N_\mu = 5$ and are located at the center of the interval (7, 12, ...).

The distribution is quite smooth up to a muon multiplicity of around 50–60, showing a well defined decreasing behavior, while for higher multiplicities the distribution has a very small number of events with large fluctuations. The distribution at low and intermediate multiplicities ($4 < N_\mu < 50$), where the statistical uncertainties are small, is studied by comparing the measured MMD with simulations. A different approach is used to study the higher multiplicities, for which the aim is to measure the rate of HMM events ($N_\mu > 100$) and compare this value with the expectations given by the simulations. In this way the statistical and systematic uncertainties are estimated for the N_μ distribution at low and intermediate multiplicity, in which the fluctuations in the number of events are small, while for the highest multiplicities these uncertainties are estimated for the measured rate.

The properties of the production of many particles in hadron-air interactions suffer large uncertainties because of the lack of experimental results at the energies and kinematical regions involved in cosmic-ray studies. Model parameters, such as the total inelastic hadron-proton cross sections and the diffractive structure functions are constrained by some extrapolations of the measurements performed at accelerators. Consequently, large uncertainties arise in describing the cascade of particles following the first interaction and in particular the number of muons reaching the ground level. One of the widely used event generators for its reliability

and completeness is Corsika [21] which incorporates a large variety of low-energy and high-energy hadronic interaction models. In this analysis the Corsika generator with the UrQMD model [22] has been adopted to describe the development at low energies (less than 100 GeV) of the EAS, while for higher energies three different hadronic interaction models were used: QGSJET-II-04 (Corsika 7.74), EPOS-LHC (Corsika 7.56), and SIBYLL 2.3d (Corsika 7.74).

The QGSJET-II-04 event generator is described in detail in [14]. The model parameters were retuned using the early LHC data. Most relevant to the present study is that pion exchange is assumed to dominate forward neutral hadron production, which has been shown to enhance the production of ρ^0 mesons resulting in an enhancement of the muon content of EAS by about 20% [23] with respect to the previous versions.

EPOS is an event generator for minimum bias hadronic interactions simulating the air showers produced by cosmic rays. A first version was released before the results of LHC experiments [24]. The version used in the current analysis, called EPOS-LHC [25], takes into account the first data collected by the LHC experiments. In particular, the total inelastic and elastic cross sections measured by TOTEM [26] in pp collisions, were employed to constrain the model at high energies.

SIBYLL [27] is one of the first microscopic interaction models that was specifically developed for interpreting cosmic-ray data. It implemented the minijet model [28] developed in the 1980s to explain the results of the SPS at CERN in $p\bar{p}$ collisions. In 2000 a new version of SIBYLL was released with the inclusion of multiple soft interactions, going beyond the classical minijet model. The version SIBYLL 2.3d [29], with substantial improvements, was released in 2016. The SIBYLL 2.3d cross sections for pp and $p\bar{p}$ collisions at various energies were adjusted to fit the LHC data by modifying the shape of the distributions of the partons in the transverse plane.

Cosmic-ray MC events were generated over the zenith angular range $0^\circ < \theta < 52^\circ$ with the core of each shower scattered randomly at ground level over an area covering $205 \times 205 \text{ m}^2$ centered around the nominal LHC beam crossing point in ALICE. This area minimizes the number of events to be generated without losing events useful for the analysis. Previous studies on Run 1 data showed a negligible contribution of multimMuon events produced by primaries with an energy below 10^{14} eV while the measured events with the highest multiplicities are given by primaries with an energy below 10^{18} eV , limiting the required energy range of the MC simulations. The same conclusions are valid for the models used in this work. Although the composition of cosmic rays in this energy range is a mixture of many species of nuclei, varying with the energy by a not well-known percentage, the analysis is simplified by adopting a pure proton and pure iron (^{56}Fe) composition. The proton sample, representing a composition dominated by light nuclei, provides a lower limit on the number of events for a given muon multiplicity, while the iron sample, representing a composition dominated by heavy nuclei, gives an upper limit. A typical power law energy spectrum, $E^{-\gamma}$, was adopted with a spectral index $\gamma = 2.70$ for energies below the knee ($E_k = 3 \times 10^{15} \text{ eV}$) and $\gamma_k = 3.0$ for energies above the knee. The total (“all-particle”) flux of cosmic rays was calculated by summing the individual fluxes of the main chemical elements at 1 TeV [30]. The flux was estimated to be $F(1 \text{ TeV}) = 0.225 \text{ (m}^2 \text{ s sr TeV)}^{-1}$. Since the same values were used in the analysis of Run 1 data, the results of the two simulations can be directly compared. The MC events are

$N_{\text{cl}}^{\text{TPC}}$	Distance d_{xz}	Momentum p	$\cos(\Delta\psi)$	Total
4%	9%	1%	2%	10%

Table 2. Estimated contributions to the systematic uncertainties for the measured MMD.

generated for a proton and an iron sample corresponding to the live time of the data taking. In this way, an absolute normalization in the number of events is obtained, instead of applying an arbitrary normalization factor. The ALICE experimental hall and the environment above and around the apparatus as well as all the detectors are accurately described, while the muons are propagated through this environment with GEANT3 [31].

The systematic uncertainties on the measured MMD were estimated by varying the parameters of the track reconstruction and matching algorithm. Four track-selection criteria were varied: the number of clusters for a TPC track, the maximum distance between up and down track (d_{xz}) to obtain a matched track, the minimum momentum of the track, and the maximum angle between two tracks to be considered parallel. To study the effect of the selection on the number of TPC clusters, the MMD obtained requiring at least 60 TPC clusters was compared to the MMD with standard track-selection criteria (minimum $N_{\text{cl}}^{\text{TPC}} = 50$), after correcting both distributions for the corresponding tracking efficiencies extracted from the simulations. The systematic uncertainty was estimated from the average value of the deviations in the nine multiplicity intervals of the MMD ($4 < N_{\mu} < 50$) and for this track-selection variation a 4% uncertainty was assigned. A similar result was obtained requiring at least 40 TPC clusters. Using a $d_{\text{xz}} < 3$ cm rather than the default selection criterion led to a 9% systematic uncertainty. Increasing the minimum track momentum to 0.6 GeV/ c from 0.5 GeV/ c led to a systematic uncertainty of 1%, while the uncertainty due to the parallelism requirement, changing the standard selection value $\cos(\Delta\psi) > 0.990$ by ± 0.003 (corresponding to 1σ), was estimated to be 2%. The systematic uncertainties are summarized in table 2.

The systematic uncertainties in the simulations are due to uncertainties in the slope of the energy spectrum below and above the knee, in the description of the rock above the ALICE cavern, in the flux of cosmic rays at 1 TeV, and in the live time of the data taking. The systematic uncertainties are estimated for the three hadronic models separately for the proton and iron samples. The largest contribution to the systematic uncertainty for all the three models is due to the uncertainty in the spectral index below the knee ($\gamma = 2.70 \pm 0.03$ [30]), which gives an uncertainty of approximately 8–9% in the MMD for the proton and iron MC samples, while the uncertainty due to the spectral index above the knee ($\gamma_k = 3.00 \pm 0.03$) is around 6% for proton and iron. The systematic uncertainty due to the uncertainty in the description of the rock above ALICE, that changes the energy threshold of the muons, is 6–8% for the proton sample, depending on the model, and 5–6% for the iron sample, while the uncertainty in the estimated flux at 1 TeV $F(1 \text{ TeV}) = 0.225 \pm 0.005 \text{ (m}^2 \text{ s sr TeV)}^{-1}$ gives a contribution to the uncertainty in the MMD of around 1–4% for proton and 2–3% for iron. Finally, the uncertainty for the total live time of the data taking ($T_{\text{eff}} = 62.5 \pm 0.5$ days) gives a very low contribution with an uncertainty of around 1% for both elements. The total systematic uncertainties in measuring each multiplicity in the simulations is $\sigma_{\text{syst}}(\text{p}) = 14\%$ and $\sigma_{\text{syst}}(\text{Fe}) = 12\%$ for QGSJET-II-04, $\sigma_{\text{syst}}(\text{p}) = 13\%$ and $\sigma_{\text{syst}}(\text{Fe}) = 13\%$ for SIBYLL 2.3d,

Model	Element	γ	γ_k	Rock	Flux	Live time	Total
QGSJET-II-04	p	9%	6%	7%	4%	1%	14%
QGSJET-II-04	Fe	8%	6%	5%	3%	1%	12%
SIBYLL 2.3d	p	8%	6%	8%	1%	1%	13%
SIBYLL 2.3d	Fe	9%	6%	6%	2%	1%	13%
EPOS-LHC	p	8%	4%	6%	2%	0%	11%
EPOS-LHC	Fe	9%	6%	6%	2%	1%	12%

Table 3. The estimated contributions to the systematic uncertainties of MMD for proton and iron MC samples using the QGSJET-II-04 [14], SIBYLL 2.3d [29], and EPOS-LHC [25] models.

and $\sigma_{\text{syst}}(\text{p}) = 11\%$ and $\sigma_{\text{syst}}(\text{Fe}) = 12\%$ for EPOS-LHC. In table 3 a summary of the different sources of systematic uncertainties for the MMD for proton and iron MC samples is given.

The MMD measured in the low-intermediate multiplicity interval is compared with the MC simulations of the three models in figure 4. The ALICE data are shown as red full circles. The vertical bars represent the statistical uncertainties, while the boxes around the data points indicate the systematic uncertainties. For the simulated points, shown separately for the proton and iron samples, the vertical bars represent the total uncertainties. Iron points are slightly shifted to the right to avoid overlapping with the data points. It is important to note that no correction is applied for the tracking efficiency, neither to the data, nor to the simulations (which include a detailed description of the ALICE apparatus) and the comparison is done at the level of the number of reconstructed muons in the data and the models. The methodology of modelling the multiplicity distributions without using the description of the environment above ALICE and the correction for the tracking efficiency is given in appendix A.

Although the limited data sample does not allow for a quantitative study of the composition, for the QGSJET-II-04 model the measured MMD is found to lie in between a light (proton) and a heavy (Fe) composition, as expected. As can be seen in figure 4 (top), over the whole range of multiplicity the iron MC distribution is closer to the data, while the proton MC distribution is consistently below the data, also at a small number of muons where the primary cosmic rays are expected to be composed of lighter elements. For both SIBYLL 2.3d and EPOS-LHC the data points are above those of iron highlighting a lack of muons in these generators.

To obtain a direct relationship between the energy of the primary cosmic rays, E_{prim} , and the measured multiplicity, the distribution of the primary energy, for each interval of multiplicity, was studied with the proton and iron MC samples using the QGSJET-II-04 model. The mean value of each energy distribution gives the average energy in the specific range of multiplicity that is shown in figure 5. In the interval $4 < N_{\mu} < 45$ the average value of the primary cosmic ray energy E_{prim} increases with increasing multiplicity from about 4×10^{15} eV to about 6×10^{16} eV.

The ratio between the MMD given by the simulations with respect to the data (MC/Data) is obtained from figure 4 and is shown in figure 6 for the three models. The sky blue line represents unity.

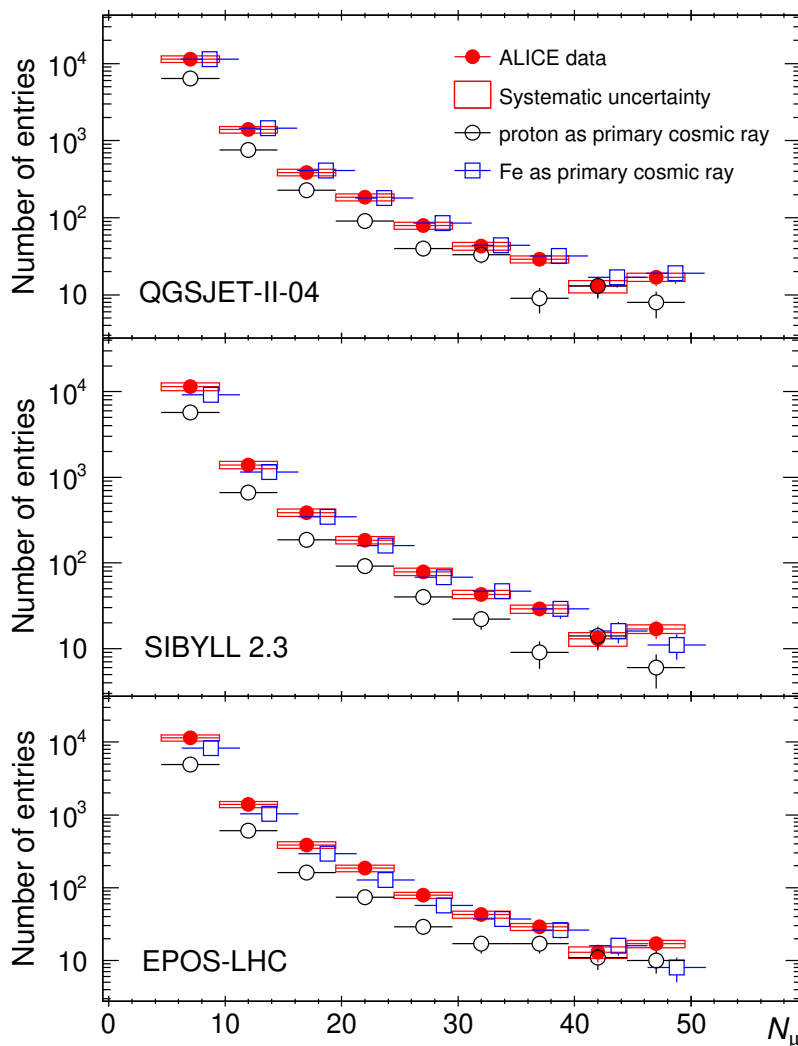


Figure 4. Measured muon multiplicity distribution compared with simulations from CORSIKA Monte Carlo generator using QGSJET-II-04 [14] (top), SIBYLL 2.3d [29] (middle), and EPOS-LHC [25] (bottom) as hadronic interaction models for proton and iron primary cosmic rays. Iron points are slightly shifted to the right to avoid overlapping with the data points. The total uncertainties in the MC simulations are given by the vertical bars, while the boxes give the systematic uncertainties of the data and the vertical bars the statistical ones.

For the QGSJET-II-04 model the ratio between the proton MC sample points (black) and the data is almost flat as a function of the muon multiplicity up to 30 muons with a value of about 0.55, while the higher multiplicities are dominated by large fluctuations. The iron points (blue) are slightly, but not significantly, above the data also with a flat behavior as a function of the multiplicity. As the multiplicity increases, the energy of the primary cosmic rays increases, as shown in figure 5 and in this interval of energy the composition becomes heavier, as suggested by several experiments [32–35]. According to these results, at low multiplicities the proton MC sample is expected to be close to the data, with a decreasing trend of the ratio MC/Data as the multiplicity increases, while the iron points are expected to be well above

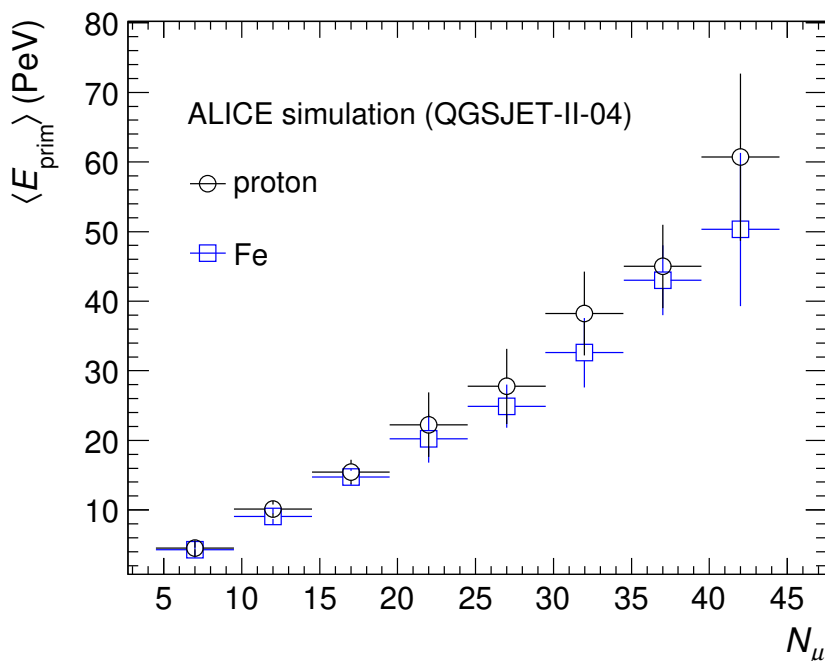


Figure 5. Average energy of the primary as a function of the muon multiplicity for proton and iron MC samples.

the data at low multiplicities, approaching the data at high multiplicities. Neither proton nor iron MC samples show this decreasing trend of the ratio MC/Data as the multiplicity increases, suggesting a slight deficit of muons in the simulations. The QGSJET-II-04 model is not able to reproduce the fine trend of a mixed composition as expected. However, it shows that heavy elements dominate, as confirmed by recent experiments that give access to a similar range of energy [1, 36, 37], keeping in mind that the first multiplicity interval is dominated by primary cosmic-ray energies around the knee of the energy spectrum. It is noteworthy that the experimental points are in between the two curves, that is, the sky blue line lies between the proton and iron values, as expected.

In the SIBYLL 2.3d generator the ratio MC/DATA as a function of the multiplicity is flat for the proton sample with a value around 0.5 up to a multiplicity of 35 muons, while the muon deficit in the iron sample is less evident than in EPOS-LHC, with a ratio of 0.8 up to a multiplicity of 30 muons and values greater than 1 for higher multiplicities.

In the EPOS-LHC generator the ratio between the proton MC sample points and the data is constant as a function of multiplicity with a value of about 0.4 as compared to the 0.55 obtained with QGSJET-II-04. Even assuming a composition of pure iron, the ratio MC/Data has a value of around 0.7 up to a multiplicity of 30 muons. Only at higher multiplicities, where the statistical uncertainties are larger because of the smaller number of events, this value increases to about 0.9.

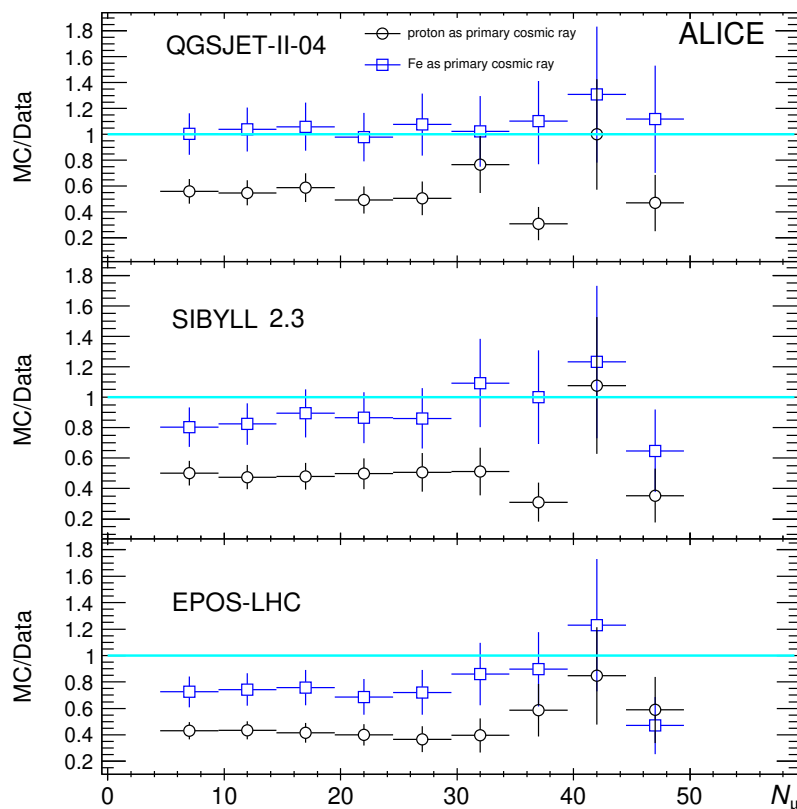


Figure 6. Ratio between the number of events obtained with the Monte Carlo simulation (QGSJET-II-04, SIBYLL 2.3d, and EPOS-LHC) with respect to the data for the muon multiplicity distributions. The sky blue line represents unity.

4 Rate of high muon multiplicity events

Thirteen HMM events ($N_\mu > 100$) were found in 62.5 days of data taking, as can be seen from the MMD shown in figure 3. Each one of these 13 events was scrutinized with the event display of ALICE and studied in detail (spatial and angular muon distribution), to ascertain that they are due to EAS and not to secondary interactions, such as a particle interacting with the iron of the magnet or with the rock above the apparatus creating a shower. In figure 7 the event display of the event with the highest multiplicity ($N_\mu = 287$) is shown. All the muons are roughly parallel to each other and cross a large part of the TPC, as expected from a typical EAS event.

The rate of HMM events is defined as the ratio between the number of events with $N_\mu > 100$ and the live time of the data taking (62.5 days). The statistical uncertainty on the HMM event rate is 28%. The difference between the number of HMM events obtained with the standard parameters of the muon reconstruction algorithm, described in section 2, and the number of events obtained by varying these parameters as described in section 3 gives the systematic uncertainties due to each parameter. The different contributions to the systematic uncertainty (indicated in percentage) are reported in table 4. The data rate is found to be $(2.4 \pm 0.7) \times 10^{-6}$ Hz where 0.7 is the combination of the statistical and systematic uncertainties.




Figure 7. Event display of the event with 287 muons detected in the TPC.

$N_{\text{cl}}^{\text{TPC}}$	Distance d_{xz}	Momentum p	$\cos(\Delta\psi)$	Total
3%	3%	0%	9%	10%

Table 4. Estimation of the contributions to the systematic uncertainties of the measured rate of HMM events.

The comparison between the rate of HMM events and the rate obtained with the simulations for the three hadronic models is carried out with the same simulation framework described previously in section 3. From MC simulations it was found that only primaries with energy $E_{\text{prim}} > 10^{16}$ eV contribute to the HMM events, both for proton and iron elements. Therefore, only events with a primary energy in the range of $10^{16} < E_{\text{prim}} < 10^{18}$ eV were generated to study this rate. The average energy of these events, studied with a large sample, was found to be $\langle E_{\text{prim}} \rangle \sim 10^{17}$ eV.

To reduce the statistical uncertainty of the simulations with respect to the data, one year (365 days) of live time was used in the event generation with the three models both for the proton and iron MC samples. As a further step, the same sample (one year live time) was used five times by randomly assigning the core of each shower to the aforementioned surface level area of 205×205 m². Given that the acceptance of the TPC is almost 3000 times smaller, this ensures that the samples are statistically independent. With this procedure, five estimations of the rate were obtained, each of them corresponding to a live time of one year, for a total of five years. The mean value of the five estimations gives the expected rate for one year, while the statistical uncertainty is estimated from the standard deviation of the five values from the mean value. The difference in the number of HMM events in one year using the standard reconstruction parameters and the number of events obtained by varying these parameters, as described in section 3, gives the systematic uncertainties on the simulated rates.

HMM events	Data		CORSIKA 7.7400 QGSJET-II-04		CORSIKA 7.5600 EPOS-LHC		CORSIKA 7.7400 SIBYLL 2.3d	
	Run 2	Run 1	proton	iron	proton	iron	proton	iron
Period [days per event]	4.8	6.2	10.9	5.8	15.0	9.2	13.6	6.2
Rate [$\times 10^{-6}$ Hz]	2.4	1.9	1.1	2.0	0.8	1.3	0.9	1.9
Statistical uncertainty	28%	45%	4%	5%	10%	10%	10%	8%
Uncertainty (syst \oplus stat)	30%	49%	23%	22%	11%	16%	19%	19%

Table 5. Comparison of the rate of HMM events measured with the data from Run 2 and Run 1 and the rate calculated with MC simulations of proton and iron samples with the three hadronic models (QGSJET-II-04, EPOS-LHC, SIBYLL 2.3d). The statistical and total uncertainties are given for simulations and data.

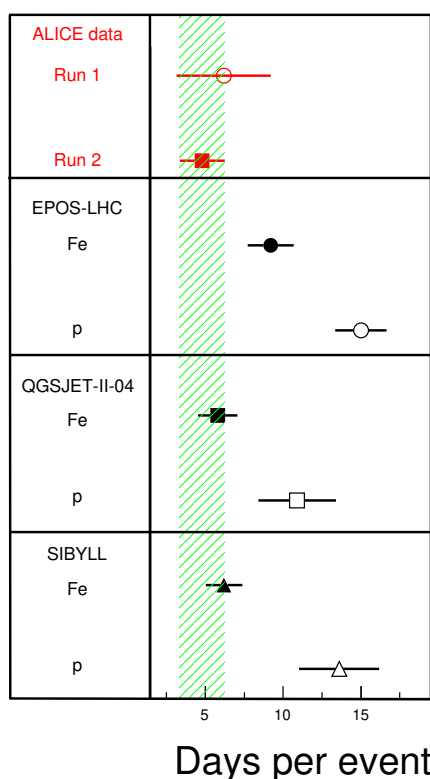


Figure 8. Rate of HMM events (days to yield 1 event) for the data taken in Run 1 and Run 2 compared with the rates obtained with MC simulations with proton and iron samples for the three hadronic interaction models used. The green shaded band is the value of the rate for Run 2 with limits given by 1 standard deviation.

In table 5 the final results of the rate of HMM events are presented and compared to the previous results from Run 1 [11] and to the three models. The statistical and the total uncertainties are given for the proton and iron sample for each model, and for the data. These results are also shown in figure 8.

The rate measured with the Run 2 data sample is compatible within 1σ with the one measured in Run 1 [11] and has a significantly smaller uncertainty. For all the three models, the predicted rate for the pure proton composition is below the data. The rate predicted by QGSJET-II-04 with an iron composition is the closest to the data and is compatible with the measured rate within uncertainties. The rate obtained with SIBYLL 2.3d (Fe), although lower, is still compatible with the data while the EPOS-LHC (Fe) is outside the 1σ range. The data suggest that a composition of cosmic rays that are predominantly heavy elements is required to explain the measured rate of high multiplicity events. The best description of the data for the MMD and the rate of HMM events is given by the iron sample of QGSJET-II-04, while SIBYLL 2.3d appears to have a small deficit of muons. A larger deficit is found for EPOS-LHC.

The estimated average energy of HMM events is about 10^{17} eV. Keeping in mind that the measured position of the spectral break of the heavy elements (heavy knee) was found at an energy of about 8×10^{16} eV [37], the HMM events are likely due to primary energies close to the heavy knee. A composition dominated by heavy elements at energies of about 10^{17} eV is compatible with a cosmic-ray energy spectrum featuring a first knee at around 3×10^{15} eV due to the light component, as well as a dependence on the atomic number Z of the primary for the knee of the heavier elements.

5 Conclusions

During LHC Run 2 ALICE collected cosmic-ray data over 62.5 days, recording approximately 165 million events containing at least one reconstructed muon and 15702 multimMuon events ($N_\mu > 4$). The live time has doubled compared to Run 1 and correspondingly the number of multimMuon events.

The measured muon multiplicity distribution (MMD) was compared with a statistical equivalent sample of Monte Carlo events, generated with Corsika code [21] with three different hadronic interaction models: QGSJET-II-04, SIBYLL 2.3d, and EPOS-LHC. Two extreme compositions of primary cosmic rays were simulated: pure proton, representing the lightest possible composition, and pure iron, representing an extremely heavy composition.

Among the three models only QGSJET-II-04 is able to describe the measured MMD within the whole investigated muon multiplicity interval ($4 < N_\mu < 50$) assuming a heavy composition of the primary cosmic rays. A study of the energies involved suggests that the lower multiplicities are due to average energies of about 4×10^{15} eV increasing up to $E_{\text{prim}} > 6 \times 10^{16}$ eV for multiplicities greater than 50. The expected increase of the average mass from low to high multiplicities, suggesting a mixed-ion composition in this interval, is not seen in the MMD not even with QGSJET-II-04. This can be interpreted as a muon deficit of the model at least for the lower multiplicities. On the other hand, neither SIBYLL 2.3d nor EPOS-LHC can describe the distribution even assuming a heavy composition, with a lack of muons in the iron sample around 20% for SIBYLL 2.3d, although compatible within 1σ for $N_\mu > 14$, and a deficit of muons of around 30% for EPOS-LHC over a large range of multiplicities ($4 < N_\mu < 30$).

The higher multiplicities were studied by measuring the rate of the high muon multiplicity (HMM) events ($N_\mu > 100$) in the data and comparing it with the rates obtained with the Monte Carlo simulations based on the three hadronic models. It has to be kept in mind that

this study was already performed in Run 1 because high multiplicity events were observed in the past, by experiments at LEP, without any explanation, while ALICE was able to satisfactorily explain their frequency.

While the rate predicted by QGSJET-II-04 and SIBYLL 2.3d, assuming a pure iron composition for the primary cosmic rays, is consistent with the observed rate, EPOS-LHC is not able to reproduce it. Since the average primary energy producing this kind of events is about 10^{17} eV, the results of the first two models are compatible with a knee in the cosmic-ray energy spectrum at around 3×10^{15} eV due to the light component followed by a spectral steepening, the onset of which depends on the atomic number (Z) of the primary cosmic rays. These results further confirm the earlier conclusions from the analysis of the Run 1 data samples [11], and place significant constraints on more exotic production mechanisms.

Acknowledgments

The ALICE Collaboration would like to thank all its engineers and technicians for their invaluable contributions to the construction of the experiment and the CERN accelerator teams for the outstanding performance of the LHC complex. The ALICE Collaboration gratefully acknowledges the resources and support provided by all Grid centres and the Worldwide LHC Computing Grid (WLCG) collaboration. The ALICE Collaboration acknowledges the following funding agencies for their support in building and running the ALICE detector: A. I. Alikhanyan National Science Laboratory (Yerevan Physics Institute) Foundation (ANSL), State Committee of Science and World Federation of Scientists (WFS), Armenia; Austrian Academy of Sciences, Austrian Science Fund (FWF): [M 2467-N36] and Nationalstiftung für Forschung, Technologie und Entwicklung, Austria; Ministry of Communications and High Technologies, National Nuclear Research Center, Azerbaijan; Conselho Nacional de Desenvolvimento Científico e Tecnológico (CNPq), Financiadora de Estudos e Projetos (Finep), Fundação de Amparo à Pesquisa do Estado de São Paulo (FAPESP) and Universidade Federal do Rio Grande do Sul (UFRGS), Brazil; Bulgarian Ministry of Education and Science, within the National Roadmap for Research Infrastructures 2020-2027 (object CERN), Bulgaria; Ministry of Education of China (MOEC), Ministry of Science & Technology of China (MSTC) and National Natural Science Foundation of China (NSFC), China; Ministry of Science and Education and Croatian Science Foundation, Croatia; Centro de Aplicaciones Tecnológicas y Desarrollo Nuclear (CEADEN), Cubaenergía, Cuba; Ministry of Education, Youth and Sports of the Czech Republic, Czech Republic; The Danish Council for Independent Research | Natural Sciences, the VILLUM FONDEN and Danish National Research Foundation (DNRF), Denmark; Helsinki Institute of Physics (HIP), Finland; Commissariat à l’Energie Atomique (CEA) and Institut National de Physique Nucléaire et de Physique des Particules (IN2P3) and Centre National de la Recherche Scientifique (CNRS), France; Bundesministerium für Bildung und Forschung (BMBF) and GSI Helmholtzzentrum für Schwerionenforschung GmbH, Germany; General Secretariat for Research and Technology, Ministry of Education, Research and Religions, Greece; National Research, Development and Innovation Office, Hungary; Department of Atomic Energy Government of India (DAE), Department of Science and Technology, Government of India (DST), University Grants Commission, Government of India (UGC) and Council of Scientific and Industrial Research (CSIR), India; National Research

and Innovation Agency — BRIN, Indonesia; Istituto Nazionale di Fisica Nucleare (INFN), Italy; Japanese Ministry of Education, Culture, Sports, Science and Technology (MEXT) and Japan Society for the Promotion of Science (JSPS) KAKENHI, Japan; Consejo Nacional de Ciencia (CONACYT) y Tecnología, through Fondo de Cooperación Internacional en Ciencia y Tecnología (FONCICYT) and Dirección General de Asuntos del Personal Académico (DGAPA), Mexico; Nederlandse Organisatie voor Wetenschappelijk Onderzoek (NWO), Netherlands; The Research Council of Norway, Norway; Pontificia Universidad Católica del Perú, Peru; Ministry of Science and Higher Education, National Science Centre and WUT ID-UB, Poland; Korea Institute of Science and Technology Information and National Research Foundation of Korea (NRF), Republic of Korea; Ministry of Education and Scientific Research, Institute of Atomic Physics, Ministry of Research and Innovation and Institute of Atomic Physics and Universitatea Nationala de Stiinta si Tehnologie Politehnica Bucuresti, Romania; Ministry of Education, Science, Research and Sport of the Slovak Republic, Slovakia; National Research Foundation of South Africa, South Africa; Swedish Research Council (VR) and Knut & Alice Wallenberg Foundation (KAW), Sweden; European Organization for Nuclear Research, Switzerland; Suranaree University of Technology (SUT), National Science and Technology Development Agency (NSTDA) and National Science, Research and Innovation Fund (NSRF via PMU-B B05F650021), Thailand; Turkish Energy, Nuclear and Mineral Research Agency (TENMAK), Turkey; National Academy of Sciences of Ukraine, Ukraine; Science and Technology Facilities Council (STFC), United Kingdom; National Science Foundation of the United States of America (NSF) and United States Department of Energy, Office of Nuclear Physics (DOE NP), United States of America. In addition, individual groups or members have received support from: Czech Science Foundation (grant no. 23-07499S), Czech Republic; FORTE project, reg. no. CZ.02.01.01/00/22_008/0004632, Czech Republic, co-funded by the European Union, Czech Republic; European Research Council (grant no. 950692), European Union; ICSC — Centro Nazionale di Ricerca in High Performance Computing, Big Data and Quantum Computing, European Union — NextGenerationEU; Academy of Finland (Center of Excellence in Quark Matter) (grant nos. 346327, 346328), Finland.

A Muon multiplicity distribution with simplified simulation

A modelled MMD can also be obtained with a simulation without the description of the environment above ALICE and the reconstruction of the tracks inside the TPC. This method is here referred to as the simplified simulation. By way of illustration, the MMD obtained with a full simulation with QGSJET-II-04 model and iron primaries as described in section 3 and shown in figure 4, are considered here. For each cosmic-ray event the trajectories of the muons of an EAS are extrapolated as straight lines from the surface to the TPC (40 meters underground). All these muons for which their trajectories fall inside the specific area of 49 m², defined by the median plane across the TPC, are taken as input for the full and simplified simulation. This area has been optimized to reduce the number of muons that need to be processed with full simulation without losing multiplicity efficiency. In the simplified simulation, the effect of the environment above ALICE is obtained by imposing an energy cut on each muon of $E_\mu > 16 \text{ GeV} / \cos(\theta)$, where θ is the zenith angle of the muon,

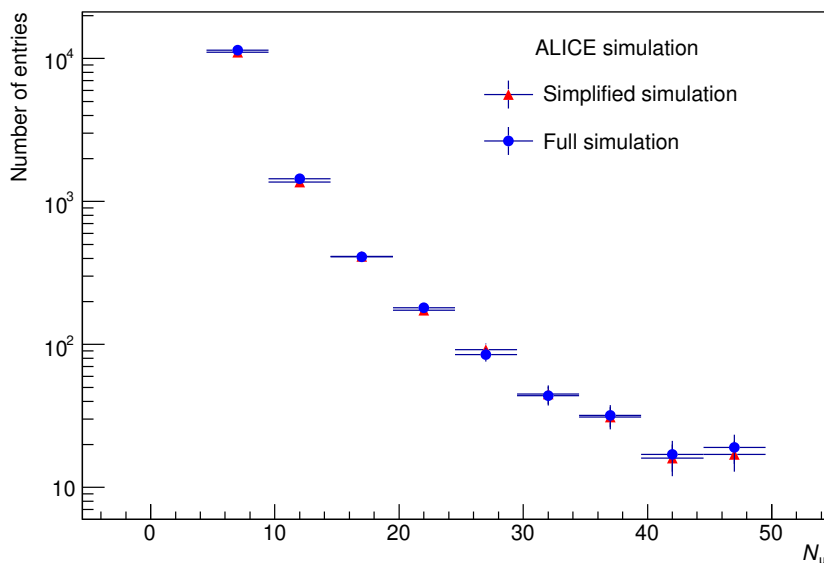


Figure 9. Comparison between the muon multiplicity distribution obtained with the simplified and full simulation with its statistical uncertainties.

while the effects of the tracking reconstruction in the TPC is obtained by requiring that all muons passing this cut cross a reduced area of 15 m^2 . These residual muons, considered as detected, give the MMD of the simplified simulation shown in figure 9 with its statistical uncertainties. The comparison with the MMD obtained with the full simulation is also shown in the same figure. As can be seen, the good agreement between the two distributions provides a simple procedure to study other models without the full simulation specific to ALICE and used in this paper.

References

- [1] ICECUBE collaboration, *Cosmic ray spectrum and composition from PeV to EeV using 3 years of data from IceTop and IceCube*, *Phys. Rev. D* **100** (2019) 082002 [[arXiv:1906.04317](#)] [[INSPIRE](#)].
- [2] S.P. Knurenko and I.S. Petrov, *Mass composition of cosmic rays determined by muon fraction with $\varepsilon_{thr} \geq 1 \text{ GeV}$ in air showers with energy greater than 5 EeV* , *Phys. Rev. D* **102** (2020) 023036 [[arXiv:2007.08135](#)] [[INSPIRE](#)].
- [3] M. Bertaina et al., *The cosmic ray energy spectrum in the range $1016\text{--}1018 \text{ eV}$ measured by KASCADE-Grande*, *Astrophys. Space Sci. Trans.* **7** (2011) 229 [[INSPIRE](#)].
- [4] KASCADE-GRANDE collaboration, *Probing the evolution of the EAS muon content in the atmosphere with KASCADE-Grande*, *Astropart. Phys.* **95** (2017) 25 [[arXiv:1801.05513](#)] [[INSPIRE](#)].
- [5] PIERRE AUGER collaboration, *Muons in air showers at the Pierre Auger Observatory: mean number in highly inclined events*, *Phys. Rev. D* **91** (2015) 032003 [Erratum *ibid.* **91** (2015) 059901] [[arXiv:1408.1421](#)] [[INSPIRE](#)].

- [6] KASCADE GRANDE collaboration, *Estimations of the muon content of cosmic ray air showers between 10 PeV and 1 EeV from KASCADE-Grande data*, *PoS ICRC2021* (2021) 376 [INSPIRE].
- [7] A.G. Bogdanov et al., *Investigation of very high energy cosmic rays by means of inclined muon bundles*, *Astropart. Phys.* **98** (2018) 13 [INSPIRE].
- [8] J.A. Bellido et al., *Muon content of extensive air showers: comparison of the energy spectra obtained by the Sydney University Giant Air-shower Recorder and by the Pierre Auger Observatory*, *Phys. Rev. D* **98** (2018) 023014 [arXiv:1803.08662] [INSPIRE].
- [9] TELESCOPE ARRAY collaboration, *Study of muons from ultrahigh energy cosmic ray air showers measured with the Telescope Array experiment*, *Phys. Rev. D* **98** (2018) 022002 [arXiv:1804.03877] [INSPIRE].
- [10] J. Albrecht et al., *The muon puzzle in cosmic-ray induced air showers and its connection to the Large Hadron Collider*, *Astrophys. Space Sci.* **367** (2022) 27 [arXiv:2105.06148] [INSPIRE].
- [11] ALICE collaboration, *Study of cosmic ray events with high muon multiplicity using the ALICE detector at the CERN Large Hadron Collider*, *JCAP* **01** (2016) 032 [arXiv:1507.07577] [INSPIRE].
- [12] V. Avati et al., *Cosmic multi-muon events observed in the underground CERN-LEP tunnel with the ALEPH experiment*, *Astropart. Phys.* **19** (2003) 513 [INSPIRE].
- [13] DELPHI collaboration, *Study of multi-muon bundles in cosmic ray showers detected with the DELPHI detector at LEP*, *Astropart. Phys.* **28** (2007) 273 [arXiv:0706.2561] [INSPIRE].
- [14] S. Ostapchenko, *Monte Carlo treatment of hadronic interactions in enhanced Pomeron scheme: I. QGSJET-II model*, *Phys. Rev. D* **83** (2011) 014018 [arXiv:1010.1869] [INSPIRE].
- [15] A.A. Watson, *Conclusions about properties of high-energy cosmic-rays drawn with limited recourse to hadronic models*, *Nucl. Part. Phys. Proc.* **291-293** (2017) 66 [arXiv:1610.09098] [INSPIRE].
- [16] P. Kankiewicz, M. Rybczynski, Z. Włodarczyk and G. Wilk, *Muon bundles as a sign of strangelets from the universe*, *Astrophys. J.* **839** (2017) 31 [arXiv:1612.04749] [INSPIRE].
- [17] O. Buning et al., *LHC design report. 2. The LHC infrastructure and general services*, CERN-2004-003-V-2, CERN, Geneva, Switzerland (2004) [DOI:10.5170/CERN-2004-003-V-2] [INSPIRE].
- [18] ALICE collaboration, *Performance of the ALICE time-of-flight detector at the LHC*, 2019 *JINST* **14** C06023 [arXiv:1806.03825] [INSPIRE].
- [19] A. Akindinov et al., *A topological trigger based on the time-of-flight detector for the ALICE experiment*, *Nucl. Instrum. Meth. A* **602** (2009) 372 [INSPIRE].
- [20] J. Alme et al., *The ALICE TPC, a large 3-dimensional tracking device with fast readout for ultra-high multiplicity events*, *Nucl. Instrum. Meth. A* **622** (2010) 316 [arXiv:1001.1950] [INSPIRE].
- [21] D. Heck et al., *CORSIKA: a Monte Carlo code to simulate extensive air showers*, FZKA-6019 (1998) [INSPIRE].
- [22] T. Lang et al., *Heavy quark transport in heavy ion collisions at energies available at the BNL relativistic heavy ion collider and at the CERN Large Hadron Collider within the UrQMD hybrid model*, *Phys. Rev. C* **93** (2016) 014901 [arXiv:1211.6912] [INSPIRE].
- [23] S. Ostapchenko, *QGSJET-II: physics, recent improvements, and results for air showers*, *EPJ Web Conf.* **52** (2013) 02001 [INSPIRE].

- [24] T. Pierog and K. Werner, *EPOS model and ultra high energy cosmic rays*, *Nucl. Phys. B Proc. Suppl.* **196** (2009) 102 [[arXiv:0905.1198](#)] [[INSPIRE](#)].
- [25] T. Pierog et al., *EPOS LHC: test of collective hadronization with data measured at the CERN Large Hadron Collider*, *Phys. Rev. C* **92** (2015) 034906 [[arXiv:1306.0121](#)] [[INSPIRE](#)].
- [26] TOTEM collaboration, *Elastic scattering and total cross-section in $p + p$ reactions measured by the LHC experiment TOTEM at $\sqrt{s} = 7$ TeV*, *Prog. Theor. Phys. Suppl.* **193** (2012) 180 [[arXiv:1204.5689](#)] [[INSPIRE](#)].
- [27] E.-J. Ahn et al., *Cosmic ray interaction event generator SIBYLL 2.1*, *Phys. Rev. D* **80** (2009) 094003 [[arXiv:0906.4113](#)] [[INSPIRE](#)].
- [28] T.K. Gaisser and F. Halzen, *Soft hard scattering in the TeV range*, *Phys. Rev. Lett.* **54** (1985) 1754 [[INSPIRE](#)].
- [29] F. Riehn et al., *Hadronic interaction model Sibyll 2.3d and extensive air showers*, *Phys. Rev. D* **102** (2020) 063002 [[arXiv:1912.03300](#)] [[INSPIRE](#)].
- [30] J.R. Hoerandel, *On the knee in the energy spectrum of cosmic rays*, *Astropart. Phys.* **19** (2003) 193 [[astro-ph/0210453](#)] [[INSPIRE](#)].
- [31] R. Brun et al., *GEANT3*, CERN-DD-EE-84-1, CERN, Geneva, Switzerland (1987) [[INSPIRE](#)].
- [32] EAS-TOP collaboration, *The cosmic ray primary composition in the ‘knee’ region through the EAS electromagnetic and muon measurements at EAS-TOP*, *Astropart. Phys.* **21** (2004) 583 [[INSPIRE](#)].
- [33] M.A.K. Glasmacher et al., *The cosmic ray composition between 10^{14} eV and 10^{16} eV*, *Astropart. Phys.* **12** (1999) 1 [[INSPIRE](#)].
- [34] MACRO and EAS-TOP collaborations, *The primary cosmic ray composition between 10^{15} and 10^{16} eV from extensive air showers electromagnetic and TeV muon data*, *Astropart. Phys.* **20** (2004) 641 [[astro-ph/0305325](#)] [[INSPIRE](#)].
- [35] KASCADE collaboration, *KASCADE measurements of energy spectra for elemental groups of cosmic rays: results and open problems*, *Astropart. Phys.* **24** (2005) 1 [[astro-ph/0505413](#)] [[INSPIRE](#)].
- [36] ICECUBE collaboration, *Testing hadronic interaction models with cosmic ray measurements at the IceCube neutrino observatory*, *PoS ICRC2021* (2021) 357 [[arXiv:2107.09387](#)] [[INSPIRE](#)].
- [37] KASCADE-GRANDE collaboration, *Results from recent analysis of KASCADE-Grande data*, *SciPost Phys. Proc.* **13** (2023) 036 [[arXiv:2208.10229](#)] [[INSPIRE](#)].







































































































The ALICE collaboration

S. Acharya ¹²⁶, A. Agarwal¹³⁴, G. Aglieri Rinella ³², L. Aglietta ²⁴, M. Agnello ²⁹,
N. Agrawal ²⁵, Z. Ahammed ¹³⁴, S. Ahmad ¹⁵, S.U. Ahn ⁷¹, I. Ahuja ³⁶, A. Akindinov ¹⁴⁰,
V. Akishina³⁸, M. Al-Turany ⁹⁶, D. Aleksandrov ¹⁴⁰, B. Alessandro ⁵⁶, H.M. Alfanda ⁶,
R. Alfaro Molina ⁶⁷, B. Ali ¹⁵, A. Alici ²⁵, N. Alizadehvandchali ¹¹⁵, A. Alkin ¹⁰³,
J. Alme ²⁰, G. Alocco ^{24,52}, T. Alt ⁶⁴, A.R. Altamura ⁵⁰, I. Altsybeev ⁹⁴, J.R. Alvarado ⁴⁴,
C.O.R. Alvarez⁴⁴, M.N. Anaam ⁶, C. Andrei ⁴⁵, N. Andreou ¹¹⁴, A. Andronic ¹²⁵,
E. Andronov ¹⁴⁰, V. Anguelov ⁹³, F. Antinori ⁵⁴, P. Antonioli ⁵¹, N. Apadula ⁷³,
L. Aphenetche ¹⁰², H. Appelshäuser ⁶⁴, C. Arata ⁷², S. Arcelli ²⁵, R. Arnaldi ⁵⁶,
J.G.M.C.A. Arneiro ¹⁰⁹, I.C. Arsene ¹⁹, M. Arslanok ¹³⁷, A. Augustinus ³², R. Averbeck ⁹⁶,
D. Averyanov ¹⁴⁰, M.D. Azmi ¹⁵, H. Baba¹²³, A. Badalà ⁵³, J. Bae ¹⁰³, Y. Bae¹⁰³,
Y.W. Baek ⁴⁰, X. Bai ¹¹⁹, R. Bailhache ⁶⁴, Y. Bailung ⁴⁸, R. Bala ⁹⁰, A. Balbino ²⁹,
A. Baldisseri ¹²⁹, B. Balis ², Z. Banoo ⁹⁰, V. Barbasova³⁶, F. Barile ³¹, L. Barioglio ⁵⁶,
M. Barlou⁷⁷, B. Barman⁴¹, G.G. Barnaföldi ⁴⁶, L.S. Barnby ¹¹⁴, E. Barreau ¹⁰², V. Barret ¹²⁶,
L. Barreto ¹⁰⁹, C. Bartels ¹¹⁸, K. Barth ³², E. Bartsch ⁶⁴, N. Bastid ¹²⁶, S. Basu ⁷⁴,
G. Batigne ¹⁰², D. Battistini ⁹⁴, B. Batyunya ¹⁴¹, D. Bauri⁴⁷, J.L. Bazo Alba ¹⁰⁰,
I.G. Bearden ⁸², C. Beattie ¹³⁷, P. Becht ⁹⁶, D. Behera ⁴⁸, I. Belikov ¹²⁸, A.D.C. Bell
Hechavarria ¹²⁵, F. Bellini ²⁵, R. Bellwied ¹¹⁵, S. Belokurova ¹⁴⁰, L.G.E. Beltran ¹⁰⁸,
Y.A.V. Beltran ⁴⁴, G. Bencedi ⁴⁶, A. Bensaoula¹¹⁵, S. Beole ²⁴, Y. Berdnikov ¹⁴⁰,
A. Berdnikova ⁹³, L. Bergmann ⁹³, M.G. Besoiu ⁶³, L. Betev ³², P.P. Bhaduri ¹³⁴,
A. Bhasin ⁹⁰, B. Bhattacharjee ⁴¹, L. Bianchi ²⁴, J. Bielčik ³⁴, J. Bielčíková ⁸⁵,
A.P. Bigot ¹²⁸, A. Bilandzic ⁹⁴, G. Biro ⁴⁶, S. Biswas ⁴, N. Bize ¹⁰², J.T. Blair ¹⁰⁷,
D. Blau ¹⁴⁰, M.B. Blidaru ⁹⁶, N. Bluhme³⁸, C. Blume ⁶⁴, F. Bock ⁸⁶, T. Bodova ²⁰,
J. Bok ¹⁶, L. Boldizsár ⁴⁶, M. Bombara ³⁶, P.M. Bond ³², G. Bonomi ^{133,55}, H. Borel ¹²⁹,
A. Borissov ¹⁴⁰, A.G. Borquez Carcamo ⁹³, E. Botta ²⁴, Y.E.M. Bouziani ⁶⁴, L. Bratrud ⁶⁴,
P. Braun-Munzinger ⁹⁶, M. Bregant ¹⁰⁹, M. Broz ³⁴, G.E. Bruno ^{95,31}, V.D. Buchakchiev ³⁵,
M.D. Buckland ⁸⁴, D. Budnikov ¹⁴⁰, H. Buesching ⁶⁴, S. Bufalino ²⁹, P. Buhler ¹⁰¹,
N. Burmasov ¹⁴⁰, Z. Buthelezi ^{68,122}, A. Bylinkin ²⁰, S.A. Bysiak¹⁰⁶, J.C. Cabanillas Noris ¹⁰⁸,
M.F.T. Cabrera¹¹⁵, H. Caines ¹³⁷, A. Caliva ²⁸, E. Calvo Villar ¹⁰⁰, J.M.M. Camacho ¹⁰⁸,
P. Camerini ²³, F.D.M. Canedo ¹⁰⁹, S.L. Cantway ¹³⁷, M. Carabas ¹¹², A.A. Carballo ³²,
F. Carnesecchi ³², R. Caron ¹²⁷, L.A.D. Carvalho ¹⁰⁹, J. Castillo Castellanos ¹²⁹,
M. Castoldi ³², F. Catalano ³², S. Cattaruzzi ²³, R. Cerri ²⁴, I. Chakaberia ⁷³,
P. Chakraborty ¹³⁵, S. Chandra ¹³⁴, S. Chapeland ³², M. Chartier ¹¹⁸, S. Chattopadhyay¹³⁴,
M. Chen³⁹, T. Cheng ⁶, C. Cheshkov ¹²⁷, D. Chiappara²⁷, V. Chibante Barroso ³²,
D.D. Chinellato ¹⁰¹, E.S. Chizzali ^{11,94}, J. Cho ⁵⁸, S. Cho ⁵⁸, P. Chochula ³²,
Z.A. Chochulska¹³⁵, D. Choudhury⁴¹, S. Choudhury⁹⁸, P. Christakoglou ⁸³, C.H. Christensen ⁸²,
P. Christiansen ⁷⁴, T. Chujo ¹²⁴, M. Ciacco ²⁹, C. Cicalo ⁵², F. Cindolo ⁵¹, M.R. Ciupek⁹⁶,
G. Clai^{111,51}, F. Colamaria ⁵⁰, J.S. Colburn⁹⁹, D. Colella ³¹, A. Colelli³¹, M. Colocci ²⁵,
M. Concas ³², G. Conesa Balbastre ⁷², Z. Conesa del Valle ¹³⁰, G. Contin ²³,
J.G. Contreras ³⁴, M.L. Coquet ¹⁰², P. Cortese ^{132,56}, M.R. Cosentino ¹¹¹, F. Costa ³²,
S. Costanza ^{21,55}, C. Cot ¹³⁰, P. Crochet ¹²⁶, M.M. Czarnynoga¹³⁵, A. Dainese ⁵⁴, G. Dange³⁸,
M.C. Danisch ⁹³, A. Danu ⁶³, P. Das ^{32,79}, S. Das ⁴, A.R. Dash ¹²⁵, S. Dash ⁴⁷, A. De
Caro ²⁸, G. de Cataldo ⁵⁰, J. de Cuveland³⁸, A. De Falco ²², D. De Gruttola ²⁸, N. De

Marco ⁵⁶, C. De Martin ²³, S. De Pasquale ²⁸, R. Deb ¹³³, R. Del Grande ⁹⁴,
 L. Dello Stritto ³², W. Deng ⁶, K.C. Devereaux ¹⁸, P. Dhankher ¹⁸, D. Di Bari ³¹, A. Di
 Mauro ³², B. Di Ruzza ¹³¹, B. Diab ¹²⁹, R.A. Diaz ^{141,7}, Y. Ding ⁶, J. Ditzel ⁶⁴,
 R. Divià ³², Ø. Djuvland ²⁰, U. Dmitrieva ¹⁴⁰, A. Dobrin ⁶³, B. Dönigus ⁶⁴, J.M. Dubinski ¹³⁵,
 A. Dubla ⁹⁶, P. Dupieux ¹²⁶, N. Dzalaiova ¹³, T.M. Eder ¹²⁵, R.J. Ehlers ⁷³, F. Eisenhut ⁶⁴,
 R. Ejima ⁹¹, D. Elia ⁵⁰, B. Erazmus ¹⁰², F. Ercolessi ²⁵, B. Espagnon ¹³⁰, G. Eulisse ³²,
 D. Evans ⁹⁹, S. Evdokimov ¹⁴⁰, L. Fabbietti ⁹⁴, M. Faggin ²³, J. Faivre ⁷², F. Fan ⁶,
 W. Fan ⁷³, A. Fantoni ⁴⁹, M. Fasel ⁸⁶, G. Feofilov ¹⁴⁰, A. Fernández Téllez ⁴⁴, L. Ferrandi ¹⁰⁹,
 M.B. Ferrer ³², A. Ferrero ¹²⁹, C. Ferrero ^{IV,56}, A. Ferretti ²⁴, V.J.G. Feuillard ⁹³,
 V. Filova ³⁴, D. Finogeev ¹⁴⁰, F.M. Fionda ⁵², E. Flatland ³², F. Flor ^{137,115}, A.N. Flores ¹⁰⁷,
 S. Foertsch ⁶⁸, I. Fokin ⁹³, S. Fokin ¹⁴⁰, U. Follo ^{IV,56}, E. Fragiaco ⁵⁷, E. Frajna ⁴⁶,
 U. Fuchs ³², N. Funicello ²⁸, C. Furget ⁷², A. Furs ¹⁴⁰, T. Fusayasu ⁹⁷, J.J. Gaardhøje ⁸²,
 M. Gagliardi ²⁴, A.M. Gago ¹⁰⁰, T. Gahlaut ⁴⁷, C.D. Galvan ¹⁰⁸, S. Gami ⁷⁹,
 D.R. Gangadharan ¹¹⁵, P. Ganoti ⁷⁷, C. Garabatos ⁹⁶, J.M. Garcia ⁴⁴, T. García Chávez ⁴⁴,
 E. Garcia-Solis ⁹, C. Gargiulo ³², P. Gasik ⁹⁶, H.M. Gaur ³⁸, A. Gautam ¹¹⁷, M.B. Gay
 Ducati ⁶⁶, M. Germain ¹⁰², R.A. Gernhaeuser ⁹⁴, C. Ghosh ¹³⁴, M. Giacalone ⁵¹, G. Gioachin ²⁹,
 S.K. Giri ¹³⁴, P. Giubellino ^{96,56}, P. Giubilato ²⁷, A.M.C. Glaenger ¹²⁹, P. Glässel ⁹³,
 E. Glimos ¹²¹, D.J.Q. Goh ⁷⁵, V. Gonzalez ¹³⁶, P. Gordeev ¹⁴⁰, M. Gorgon ², K. Goswami ⁴⁸,
 S. Gotovac ³³, V. Grabski ⁶⁷, L.K. Graczykowski ¹³⁵, E. Grecka ⁸⁵, A. Grelli ⁵⁹, C. Grigoras ³²,
 V. Grigoriev ¹⁴⁰, S. Grigoryan ^{141,1}, F. Grosa ³², J.F. Grosse-Oetringhaus ³², R. Grosso ⁹⁶,
 D. Grund ³⁴, N.A. Grunwald ⁹³, G.G. Guardiano ¹¹⁰, R. Guernane ⁷², M. Guilbaud ¹⁰²,
 K. Gulbrandsen ⁸², J.J.W.K. Gumprecht ¹⁰¹, T. Gündem ⁶⁴, T. Gunji ¹²³, W. Guo ⁶,
 A. Gupta ⁹⁰, R. Gupta ⁹⁰, R. Gupta ⁴⁸, K. Gwizdziel ¹³⁵, L. Gyulai ⁴⁶, C. Hadjidakis ¹³⁰,
 F.U. Haider ⁹⁰, S. Haidlova ³⁴, M. Haldar ⁴, H. Hamagaki ⁷⁵, Y. Han ¹³⁹, B.G. Hanley ¹³⁶,
 R. Hannigan ¹⁰⁷, J. Hansen ⁷⁴, M.R. Haque ⁹⁶, J.W. Harris ¹³⁷, A. Harton ⁹,
 M.V. Hartung ⁶⁴, H. Hassan ¹¹⁶, D. Hatzifotiadou ⁵¹, P. Hauer ⁴², L.B. Havener ¹³⁷,
 E. Hellbär ³², H. Helstrup ³⁷, M. Hemmer ⁶⁴, T. Herman ³⁴, S.G. Hernandez ¹¹⁵, G. Herrera
 Corral ⁸, S. Herrmann ¹²⁷, K.F. Hetland ³⁷, B. Heybeck ⁶⁴, H. Hillemanns ³²,
 B. Hippolyte ¹²⁸, I.P.M. Hobus ⁸³, F.W. Hoffmann ⁷⁰, B. Hofman ⁵⁹, M. Horst ⁹⁴, A. Horzyk ²,
 Y. Hou ⁶, P. Hristov ³², P. Huhn ⁶⁴, L.M. Huhta ¹¹⁶, T.J. Humanic ⁸⁷, A. Hutson ¹¹⁵,
 D. Hutter ³⁸, M.C. Hwang ¹⁸, R. Ilkaev ¹⁴⁰, M. Inaba ¹²⁴, G.M. Innocenti ³², M. Ippolitov ¹⁴⁰,
 A. Isakov ⁸³, T. Isidori ¹¹⁷, M.S. Islam ^{47,98}, S. Iurchenko ¹⁴⁰, M. Ivanov ¹³, M. Ivanov ⁹⁶,
 V. Ivanov ¹⁴⁰, K.E. Iversen ⁷⁴, M. Jablonski ², B. Jacak ^{18,73}, N. Jacazio ²⁵,
 A. Jacholkowski ³², P.M. Jacobs ⁷³, S. Jadlovská ¹⁰⁵, J. Jadlovsky ¹⁰⁵, S. Jaelani ⁸¹,
 C. Jahnke ¹⁰⁹, M.J. Jakubowska ¹³⁵, M.A. Janik ¹³⁵, T. Janson ⁷⁰, S. Ji ¹⁶, S. Jia ¹⁰,
 T. Jiang ¹⁰, A.A.P. Jimenez ⁶⁵, F. Jonas ⁷³, D.M. Jones ¹¹⁸, J.M. Jowett ^{32,96}, J. Jung ⁶⁴,
 M. Jung ⁶⁴, A. Junique ³², A. Jusko ⁹⁹, J. Kaewjai ¹⁰⁴, P. Kalinak ⁶⁰, A. Kalweit ³², A. Karasu
 Uysal ¹³⁸, D. Karatovic ⁸⁸, N. Karatzenis ⁹⁹, O. Karavichev ¹⁴⁰, T. Karavicheva ¹⁴⁰,
 E. Karpechev ¹⁴⁰, M.J. Karwowska ¹³⁵, U. Keschull ⁷⁰, M. Keil ³², B. Ketzer ⁴², J. Keul ⁶⁴,
 S.S. Khade ⁴⁸, A.M. Khan ¹¹⁹, S. Khan ¹⁵, A. Khanzadeev ¹⁴⁰, Y. Kharlov ¹⁴⁰,
 A. Khatun ¹¹⁷, A. Khuntia ³⁴, Z. Khuranova ⁶⁴, B. Kileng ³⁷, B. Kim ¹⁰³, C. Kim ¹⁶,
 D.J. Kim ¹¹⁶, D. Kim ¹⁰³, E.J. Kim ⁶⁹, J. Kim ¹³⁹, J. Kim ⁵⁸, J. Kim ^{32,69}, M. Kim ¹⁸,
 S. Kim ¹⁷, T. Kim ¹³⁹, K. Kimura ⁹¹, A. Kirkova ³⁵, S. Kirsch ⁶⁴, I. Kisel ³⁸, S. Kiselev ¹⁴⁰,

A. Kisiel¹³⁵, J.L. Klay⁵, J. Klein³², S. Klein⁷³, C. Klein-Bösing¹²⁵, M. Kleiner⁶⁴,
 T. Klemenz⁹⁴, A. Kluge³², C. Kobdaj¹⁰⁴, R. Kohara¹²³, T. Kollegger⁹⁶, A. Kondratyev¹⁴¹,
 N. Kondratyeva¹⁴⁰, J. König⁶⁴, S.A. Königstorfer⁹⁴, P.J. Konopka³², G. Kornakov¹³⁵,
 M. Korwieser⁹⁴, S.D. Koryciak², C. Koster⁸³, A. Kotliarov⁸⁵, N. Kovacic⁸⁸, V. Kovalenko¹⁴⁰,
 M. Kowalski¹⁰⁶, V. Kozhuharov³⁵, G. Kozlov³⁸, I. Králík⁶⁰, A. Kravčáková³⁶, L. Krcal^{32,38},
 M. Krivda^{99,60}, F. Krizek⁸⁵, K. Krizkova Gajdosova³², C. Krug⁶⁶, M. Krüger⁶⁴,
 D.M. Krupova³⁴, E. Kryshen¹⁴⁰, V. Kučera⁵⁸, C. Kuhn¹²⁸, P.G. Kuijjer⁸³, T. Kumaoka¹²⁴,
 D. Kumar¹³⁴, L. Kumar⁸⁹, N. Kumar⁸⁹, S. Kumar⁵⁰, S. Kundu³², P. Kurashvili⁷⁸,
 A.B. Kurepin¹⁴⁰, A. Kuryakin¹⁴⁰, S. Kushpil⁸⁵, V. Kuskov¹⁴⁰, M. Kutyla¹³⁵,
 A. Kuznetsov¹⁴¹, M.J. Kweon⁵⁸, Y. Kwon¹³⁹, S.L. La Pointe³⁸, P. La Rocca²⁶,
 A. Lakrathok¹⁰⁴, M. Lamanna³², A.R. Landou⁷², R. Langoy¹²⁰, P. Larionov³², E. Laudi³²,
 L. Lautner⁹⁴, R.A.N. Laveaga¹⁰⁸, R. Lavicka¹⁰¹, R. Lea^{133,55}, H. Lee¹⁰³, I. Legrand⁴⁵,
 G. Legras¹²⁵, J. Lehrbach³⁸, A.M. Lejeune³⁴, T.M. Lelek², R.C. Lemmon^{I,84}, I. León
 Monzón¹⁰⁸, M.M. Lesch⁹⁴, E.D. Lesser¹⁸, P. Lévai⁴⁶, M. Li⁶, P. Li¹⁰, X. Li¹⁰,
 B.E. Liang-gilman¹⁸, J. Lien¹²⁰, R. Lietava⁹⁹, I. Likmeta¹¹⁵, B. Lim²⁴, H. Lim¹⁶,
 S.H. Lim¹⁶, V. Lindenstruth³⁸, C. Lippmann⁹⁶, D. Liskova¹⁰⁵, D.H. Liu⁶, J. Liu¹¹⁸,
 G.S.S. Liveraro¹¹⁰, I.M. Lofnes²⁰, C. Loizides⁸⁶, S. Lokos¹⁰⁶, J. Lömker⁵⁹, X. Lopez¹²⁶,
 E. López Torres⁷, C. Lotteau¹²⁷, P. Lu^{96,119}, Z. Lu¹⁰, F.V. Lugo⁶⁷, J.R. Luhder¹²⁵,
 G. Luparello⁵⁷, Y.G. Ma³⁹, M. Mager³², A. Maire¹²⁸, E.M. Majerz², M.V. Makariev³⁵,
 M. Malaev¹⁴⁰, G. Malfattore²⁵, N.M. Malik⁹⁰, S.K. Malik⁹⁰, D. Mallick¹³⁰,
 N. Mallick^{116,48}, G. Mandaglio^{30,53}, S.K. Mandal⁷⁸, A. Manea⁶³, V. Manko¹⁴⁰,
 F. Manso¹²⁶, V. Manzari⁵⁰, Y. Mao⁶, R.W. Marcjan², G.V. Margagliotti²³,
 A. Margotti⁵¹, A. Marín⁹⁶, C. Markert¹⁰⁷, C.F.B. Marquez³¹, P. Martinengo³²,
 M.I. Martínez⁴⁴, G. Martínez García¹⁰², M.P.P. Martins¹⁰⁹, S. Masciocchi⁹⁶, M. Masera²⁴,
 A. Masoni⁵², L. Massacrier¹³⁰, O. Massen⁵⁹, A. Mastroserio^{131,50}, S. Mattiazzo²⁷,
 A. Matyja¹⁰⁶, F. Mazzaschi^{32,24}, M. Mazzilli¹¹⁵, Y. Melikyan⁴³, M. Melo¹⁰⁹,
 A. Menchaca-Rocha⁶⁷, J.E.M. Mendez⁶⁵, E. Meninno¹⁰¹, A.S. Menon¹¹⁵, M.W. Menzel^{32,93},
 M. Meres¹³, L. Micheletti³², D. Mihai¹¹², D.L. Mihaylov⁹⁴, K. Mikhaylov^{141,140},
 N. Minafra¹¹⁷, D. Miśkowiec⁹⁶, A. Modak¹³³, B. Mohanty⁷⁹, M. Mohisin Khan^{V,15},
 M.A. Molander⁴³, M.M. Mondal⁷⁹, S. Monira¹³⁵, C. Mordasini¹¹⁶, D.A. Moreira De
 Godoy¹²⁵, I. Morozov¹⁴⁰, A. Morsch³², T. Mrnjavac³², V. Muccifora⁴⁹, S. Muhuri¹³⁴,
 J.D. Mulligan⁷³, A. Mulliri²², M.G. Munhoz¹⁰⁹, R.H. Munzer⁶⁴, H. Murakami¹²³,
 S. Murray¹¹³, L. Musa³², J. Musinsky⁶⁰, J.W. Myrcha¹³⁵, B. Naik¹²², A.I. Nambrath¹⁸,
 B.K. Nandi⁴⁷, R. Nania⁵¹, E. Nappi⁵⁰, A.F. Nassirpour¹⁷, V. Nastase¹¹², A. Nath⁹³,
 S. Nath¹³⁴, C. Natrass¹²¹, M.N. Naydenov³⁵, A. Neagu¹⁹, A. Negru¹¹², E. Nekrasova¹⁴⁰,
 L. Nellen⁶⁵, R. Nepeivoda⁷⁴, S. Nese¹⁹, N. Nicassio⁵⁰, B.S. Nielsen⁸², E.G. Nielsen⁸²,
 S. Nikolaev¹⁴⁰, S. Nikulin¹⁴⁰, V. Nikulin¹⁴⁰, F. Noferini⁵¹, S. Noh¹², P. Nomokonov¹⁴¹,
 J. Norman¹¹⁸, N. Novitzky⁸⁶, P. Nowakowski¹³⁵, A. Nyanin¹⁴⁰, J. Nystrand²⁰, S. Oh¹⁷,
 A. Ohlson⁷⁴, V.A. Okorokov¹⁴⁰, J. Oleniacz¹³⁵, A. Onnerstad¹¹⁶, C. Oppedisano⁵⁶,
 A. Ortiz Velasquez⁶⁵, J. Otwinowski¹⁰⁶, M. Oya⁹¹, K. Oyama⁷⁵, S. Padhan⁴⁷,
 D. Pagano^{133,55}, G. Pačić⁶⁵, S. Paisano-Guzmán⁴⁴, A. Palasciano⁵⁰, I. Panasenko⁷⁴,
 S. Panebianco¹²⁹, C. Pantouvakis²⁷, H. Park¹²⁴, J. Park¹²⁴, S. Park¹⁰³, J.E. Parkkila³²,
 Y. Patley⁴⁷, R.N. Patra⁵⁰, B. Paul¹³⁴, H. Pei⁶, T. Peitzmann⁵⁹, X. Peng¹¹, M. Pennisi²⁴,

S. Perciballi [ID](#)²⁴, D. Peresunko [ID](#)¹⁴⁰, G.M. Perez [ID](#)⁷, Y. Pestov [ID](#)¹⁴⁰, M.T. Petersen [ID](#)⁸², V. Petrov [ID](#)¹⁴⁰, M. Petrovici [ID](#)⁴⁵, S. Piano [ID](#)⁵⁷, M. Pikna [ID](#)¹³, P. Pillot [ID](#)¹⁰², O. Pinazza [ID](#)^{51,32}, L. Pinsky [ID](#)¹¹⁵, C. Pinto [ID](#)⁹⁴, S. Pisano [ID](#)⁴⁹, M. Płoskoń [ID](#)⁷³, M. Planinic [ID](#)⁸⁸, F. Pliquet [ID](#)⁶⁴, D.K. Plociennik [ID](#)², M.G. Poghosyan [ID](#)⁸⁶, B. Polichtchouk [ID](#)¹⁴⁰, S. Politano [ID](#)²⁹, N. Poljak [ID](#)⁸⁸, A. Pop [ID](#)⁴⁵, S. Porteboeuf-Houssais [ID](#)¹²⁶, V. Pozdniakov [ID](#)^{I,141}, I.Y. Pozos [ID](#)⁴⁴, K.K. Pradhan [ID](#)⁴⁸, S.K. Prasad [ID](#)⁴, S. Prasad [ID](#)⁴⁸, R. Preghenella [ID](#)⁵¹, F. Prino [ID](#)⁵⁶, C.A. Pruneau [ID](#)¹³⁶, I. Pshenichnov [ID](#)¹⁴⁰, M. Puccio [ID](#)³², S. Pucillo [ID](#)²⁴, S. Qiu [ID](#)⁸³, L. Quaglia [ID](#)²⁴, A.M.K. Radhakrishnan [ID](#)⁴⁸, S. Ragoni [ID](#)¹⁴, A. Rai [ID](#)¹³⁷, A. Rakotozafindrabe [ID](#)¹²⁹, L. Ramello [ID](#)^{132,56}, M. Rasa [ID](#)²⁶, S.S. Räsänen [ID](#)⁴³, R. Rath [ID](#)⁵¹, M.P. Rauch [ID](#)²⁰, I. Ravasenga [ID](#)³², K.F. Read [ID](#)^{86,121}, C. Reckziegel [ID](#)¹¹¹, A.R. Redelbach [ID](#)³⁸, K. Redlich [ID](#)^{VI,78}, C.A. Reetz [ID](#)⁹⁶, H.D. Regules-Medel [ID](#)⁴⁴, A. Rehman [ID](#)²⁰, F. Reidt [ID](#)³², H.A. Reme-Ness [ID](#)³⁷, K. Reyers [ID](#)⁹³, A. Riabov [ID](#)¹⁴⁰, V. Riabov [ID](#)¹⁴⁰, R. Ricci [ID](#)²⁸, M. Richter [ID](#)²⁰, A.A. Riedel [ID](#)⁹⁴, W. Riegler [ID](#)³², A.G. Riffero [ID](#)²⁴, M. Rignanese [ID](#)²⁷, C. Ripoli [ID](#)²⁸, C. Ristea [ID](#)⁶³, M.V. Rodriguez [ID](#)³², M. Rodríguez Cahuantzi [ID](#)⁴⁴, S.A. Rodríguez Ramírez [ID](#)⁴⁴, K. Røed [ID](#)¹⁹, R. Rogalev [ID](#)¹⁴⁰, E. Rogochaya [ID](#)¹⁴¹, T.S. Rogoschinski [ID](#)⁶⁴, D. Rohr [ID](#)³², D. Röhrich [ID](#)²⁰, S. Rojas Torres [ID](#)³⁴, P.S. Rokita [ID](#)¹³⁵, G. Romanenko [ID](#)²⁵, F. Ronchetti [ID](#)³², E.D. Rosas [ID](#)⁶⁵, K. Roslon [ID](#)¹³⁵, A. Rossi [ID](#)⁵⁴, A. Roy [ID](#)⁴⁸, S. Roy [ID](#)⁴⁷, N. Rubini [ID](#)^{51,25}, J.A. Rudolph [ID](#)⁸³, D. Ruggiano [ID](#)¹³⁵, R. Rui [ID](#)²³, P.G. Russek [ID](#)², R. Russo [ID](#)⁸³, A. Rustamov [ID](#)⁸⁰, E. Ryabinkin [ID](#)¹⁴⁰, Y. Ryabov [ID](#)¹⁴⁰, A. Rybicki [ID](#)¹⁰⁶, J. Ryu [ID](#)¹⁶, W. Rzesza [ID](#)¹³⁵, B. Sabiu [ID](#)⁵¹, S. Sadovsky [ID](#)¹⁴⁰, J. Saetre [ID](#)²⁰, S. Saha [ID](#)⁷⁹, B. Sahoo [ID](#)⁴⁸, R. Sahoo [ID](#)⁴⁸, S. Sahoo [ID](#)⁶¹, D. Sahu [ID](#)⁴⁸, P.K. Sahu [ID](#)⁶¹, J. Saini [ID](#)¹³⁴, K. Sajdakova [ID](#)³⁶, S. Sakai [ID](#)¹²⁴, M.P. Salvan [ID](#)⁹⁶, S. Sambyal [ID](#)⁹⁰, D. Samitz [ID](#)¹⁰¹, I. Sanna [ID](#)^{32,94}, T.B. Saramela [ID](#)¹⁰⁹, D. Sarkar [ID](#)⁸², P. Sarma [ID](#)⁴¹, V. Sarritzu [ID](#)²², V.M. Sarti [ID](#)⁹⁴, M.H.P. Sas [ID](#)³², S. Sawan [ID](#)⁷⁹, E. Scapparone [ID](#)⁵¹, J. Schambach [ID](#)⁸⁶, H.S. Scheid [ID](#)⁶⁴, C. Schiaua [ID](#)⁴⁵, R. Schicker [ID](#)⁹³, F. Schlepper [ID](#)⁹³, A. Schmah [ID](#)⁹⁶, C. Schmidt [ID](#)⁹⁶, M.O. Schmidt [ID](#)³², M. Schmidt [ID](#)⁹², N.V. Schmidt [ID](#)⁸⁶, A.R. Schmier [ID](#)¹²¹, R. Schotter [ID](#)^{101,128}, A. Schröter [ID](#)³⁸, J. Schukraft [ID](#)³², K. Schweda [ID](#)⁹⁶, G. Scioli [ID](#)²⁵, E. Scomparin [ID](#)⁵⁶, J.E. Seger [ID](#)¹⁴, Y. Sekiguchi [ID](#)¹²³, D. Sekihata [ID](#)¹²³, M. Selina [ID](#)⁸³, I. Selyuzhenkov [ID](#)⁹⁶, S. Senyukov [ID](#)¹²⁸, J.J. Seo [ID](#)⁹³, D. Serebryakov [ID](#)¹⁴⁰, L. Serkin [ID](#)^{VII,65}, L. Šerkšnytė [ID](#)⁹⁴, A. Sevcenco [ID](#)⁶³, T.J. Shaba [ID](#)⁶⁸, A. Shabetai [ID](#)¹⁰², R. Shahoyan [ID](#)³², A. Shangaraev [ID](#)¹⁴⁰, B. Sharma [ID](#)⁹⁰, D. Sharma [ID](#)⁴⁷, H. Sharma [ID](#)⁵⁴, M. Sharma [ID](#)⁹⁰, S. Sharma [ID](#)⁷⁵, S. Sharma [ID](#)⁹⁰, U. Sharma [ID](#)⁹⁰, A. Shatat [ID](#)¹³⁰, O. Sheibani [ID](#)^{136,115}, K. Shigaki [ID](#)⁹¹, M. Shimomura [ID](#)⁷⁶, J. Shin [ID](#)¹², S. Shirinkin [ID](#)¹⁴⁰, Q. Shou [ID](#)³⁹, Y. Sibiriak [ID](#)¹⁴⁰, S. Siddhanta [ID](#)⁵², T. Siemiarczuk [ID](#)⁷⁸, T.F. Silva [ID](#)¹⁰⁹, D. Silvermyr [ID](#)⁷⁴, T. Simantathammakul [ID](#)¹⁰⁴, R. Simeonov [ID](#)³⁵, B. Singh [ID](#)⁹⁰, B. Singh [ID](#)⁹⁴, K. Singh [ID](#)⁴⁸, R. Singh [ID](#)⁷⁹, R. Singh [ID](#)⁹⁰, R. Singh [ID](#)^{54,96}, S. Singh [ID](#)¹⁵, V.K. Singh [ID](#)¹³⁴, V. Singhal [ID](#)¹³⁴, T. Sinha [ID](#)⁹⁸, B. Sitar [ID](#)¹³, M. Sitta [ID](#)^{132,56}, T.B. Skaali [ID](#)¹⁹, G. Skorodumovs [ID](#)⁹³, N. Smirnov [ID](#)¹³⁷, R.J.M. Snellings [ID](#)⁵⁹, E.H. Solheim [ID](#)¹⁹, C. Sonnabend [ID](#)^{32,96}, J.M. Sonneveld [ID](#)⁸³, F. Soramel [ID](#)²⁷, A.B. Soto-hernandez [ID](#)⁸⁷, R. Spijkers [ID](#)⁸³, I. Sputowska [ID](#)¹⁰⁶, J. Staa [ID](#)⁷⁴, J. Stachel [ID](#)⁹³, I. Stan [ID](#)⁶³, P.J. Steffanic [ID](#)¹²¹, T. Stelhorn [ID](#)¹²⁵, S.F. Stiefelmaier [ID](#)⁹³, D. Stocco [ID](#)¹⁰², I. Storehaug [ID](#)¹⁹, N.J. Strangmann [ID](#)⁶⁴, P. Stratmann [ID](#)¹²⁵, S. Strazzi [ID](#)²⁵, A. Sturniolo [ID](#)^{30,53}, C.P. Stylianidis [ID](#)⁸³, A.A.P. Suaide [ID](#)¹⁰⁹, C. Suire [ID](#)¹³⁰, A. Suiu [ID](#)^{32,112}, M. Sukhanov [ID](#)¹⁴⁰, M. Suljic [ID](#)³², R. Sultanov [ID](#)¹⁴⁰, V. Sumberia [ID](#)⁹⁰, S. Sumowidagdo [ID](#)⁸¹, M. Szymkowski [ID](#)¹³⁵, L.H. Tabares [ID](#)⁷, S.F. Taghavi [ID](#)⁹⁴, J. Takahashi [ID](#)¹¹⁰, G.J. Tambave [ID](#)⁷⁹, S. Tang [ID](#)⁶, Z. Tang [ID](#)¹¹⁹, J.D. Tapia Takaki [ID](#)¹¹⁷, N. Tapus [ID](#)¹¹², L.A. Tarasovicova [ID](#)³⁶, M.G. Tarzila [ID](#)⁴⁵, A. Tauro [ID](#)³², A. Tavira García [ID](#)¹³⁰, G. Tejada Muñoz [ID](#)⁴⁴, L. Terlizzi [ID](#)²⁴, C. Terrevoli [ID](#)⁵⁰, S. Thakur [ID](#)⁴, M. Thogersen [ID](#)¹⁹, D. Thomas [ID](#)¹⁰⁷, A. Tikhonov [ID](#)¹⁴⁰,

N. Tiltmann ^{32,125}, A.R. Timmins ¹¹⁵, M. Tkacik¹⁰⁵, T. Tkacik ¹⁰⁵, A. Toia ⁶⁴, R. Tokumoto⁹¹, S. Tomassini ²⁵, K. Tomohiro⁹¹, N. Topilskaya ¹⁴⁰, M. Toppi ⁴⁹, V.V. Torres ¹⁰², A.G. Torres Ramos ³¹, A. Trifiró ^{30,53}, T. Triloki⁹⁵, A.S. Triolo ^{32,30,53}, S. Tripathy ³², T. Tripathy ⁴⁷, S. Trogolo ²⁴, V. Trubnikov ³, W.H. Trzaska ¹¹⁶, T.P. Trzcinski ¹³⁵, C. Tsolanta¹⁹, R. Tu³⁹, A. Tumkin ¹⁴⁰, R. Turrisi ⁵⁴, T.S. Tveter ¹⁹, K. Ullaland ²⁰, B. Ulukutlu ⁹⁴, S. Upadhyaya ¹⁰⁶, A. Uras ¹²⁷, G.L. Usai ²², M. Vala³⁶, N. Valle ⁵⁵, L.V.R. van Doremalen⁵⁹, M. van Leeuwen ⁸³, C.A. van Veen ⁹³, R.J.G. van Weelden ⁸³, P. Vande Vyvre ³², D. Varga ⁴⁶, Z. Varga ^{137,46}, P. Vargas Torres⁶⁵, M. Vasileiou ⁷⁷, A. Vasiliev ^{1,140}, O. Vázquez Doce ⁴⁹, O. Vazquez Rueda ¹¹⁵, V. Vechernin ¹⁴⁰, E. Vercellin ²⁴, R. Verma ⁴⁷, R. Vértesi ⁴⁶, M. Verweij ⁵⁹, L. Vickovic³³, Z. Vilakazi¹²², O. Villalobos Baillie ⁹⁹, A. Villani ²³, A. Vinogradov ¹⁴⁰, T. Virgili ²⁸, M.M.O. Virta ¹¹⁶, A. Vodopyanov ¹⁴¹, B. Volkel ³², M.A. Völkl ⁹³, S.A. Voloshin ¹³⁶, G. Volpe ³¹, B. von Haller ³², I. Vorobyev ³², N. Vozniuk ¹⁴⁰, J. Vrláková ³⁶, J. Wan³⁹, C. Wang ³⁹, D. Wang³⁹, Y. Wang ³⁹, Y. Wang ⁶, Z. Wang ³⁹, A. Wegrzynek ³², F.T. Weiglhofer³⁸, S.C. Wenzel ³², J.P. Wessels ¹²⁵, P.K. Wiacek², J. Wiechula ⁶⁴, J. Wikne ¹⁹, G. Wilk ⁷⁸, J. Wilkinson ⁹⁶, G.A. Willems ¹²⁵, B. Windelband ⁹³, M. Winn ¹²⁹, J.R. Wright ¹⁰⁷, W. Wu³⁹, Y. Wu ¹¹⁹, Z. Xiong¹¹⁹, R. Xu ⁶, A. Yadav ⁴², A.K. Yadav ¹³⁴, Y. Yamaguchi ⁹¹, S. Yang²⁰, S. Yano ⁹¹, E.R. Yeats¹⁸, Z. Yin ⁶, I.-K. Yoo ¹⁶, J.H. Yoon ⁵⁸, H. Yu¹², S. Yuan²⁰, A. Yuncu ⁹³, V. Zaccolo ²³, C. Zampolli ³², F. Zanone ⁹³, N. Zardoshti ³², A. Zarochentsev ¹⁴⁰, P. Závada ⁶², N. Zaviyalov¹⁴⁰, M. Zhalov ¹⁴⁰, B. Zhang ^{93,6}, C. Zhang ¹²⁹, L. Zhang ³⁹, M. Zhang ^{126,6}, M. Zhang ⁶, S. Zhang ³⁹, X. Zhang ⁶, Y. Zhang¹¹⁹, Z. Zhang ⁶, M. Zhao ¹⁰, V. Zhrebchevskii ¹⁴⁰, Y. Zhi¹⁰, D. Zhou ⁶, Y. Zhou ⁸², J. Zhu ^{54,6}, S. Zhu¹¹⁹, Y. Zhu⁶, S.C. Zugravel ⁵⁶, N. Zurlo ^{133,55}

¹ *A.I. Alikhanyan National Science Laboratory (Yerevan Physics Institute) Foundation, Yerevan, Armenia*

² *AGH University of Krakow, Cracow, Poland*

³ *Bogolyubov Institute for Theoretical Physics, National Academy of Sciences of Ukraine, Kiev, Ukraine*

⁴ *Bose Institute, Department of Physics and Centre for Astroparticle Physics and Space Science (CAPSS), Kolkata, India*

⁵ *California Polytechnic State University, San Luis Obispo, California, United States*

⁶ *Central China Normal University, Wuhan, China*

⁷ *Centro de Aplicaciones Tecnológicas y Desarrollo Nuclear (CEADEN), Havana, Cuba*

⁸ *Centro de Investigación y de Estudios Avanzados (CINVESTAV), Mexico City and Mérida, Mexico*

⁹ *Chicago State University, Chicago, Illinois, United States*

¹⁰ *China Institute of Atomic Energy, Beijing, China*

¹¹ *China University of Geosciences, Wuhan, China*

¹² *Chungbuk National University, Cheongju, Republic of Korea*

¹³ *Comenius University Bratislava, Faculty of Mathematics, Physics and Informatics, Bratislava, Slovak Republic*

¹⁴ *Creighton University, Omaha, Nebraska, United States*

¹⁵ *Department of Physics, Aligarh Muslim University, Aligarh, India*

¹⁶ *Department of Physics, Pusan National University, Pusan, Republic of Korea*

¹⁷ *Department of Physics, Sejong University, Seoul, Republic of Korea*

¹⁸ *Department of Physics, University of California, Berkeley, California, United States*

¹⁹ *Department of Physics, University of Oslo, Oslo, Norway*

²⁰ *Department of Physics and Technology, University of Bergen, Bergen, Norway*

²¹ *Dipartimento di Fisica, Università di Pavia, Pavia, Italy*

²² *Dipartimento di Fisica dell'Università and Sezione INFN, Cagliari, Italy*

²³ *Dipartimento di Fisica dell'Università and Sezione INFN, Trieste, Italy*

²⁴ *Dipartimento di Fisica dell'Università and Sezione INFN, Turin, Italy*

- ²⁵ *Dipartimento di Fisica e Astronomia dell'Università and Sezione INFN, Bologna, Italy*
- ²⁶ *Dipartimento di Fisica e Astronomia dell'Università and Sezione INFN, Catania, Italy*
- ²⁷ *Dipartimento di Fisica e Astronomia dell'Università and Sezione INFN, Padova, Italy*
- ²⁸ *Dipartimento di Fisica 'E.R. Caianiello' dell'Università and Gruppo Collegato INFN, Salerno, Italy*
- ²⁹ *Dipartimento DISAT del Politecnico and Sezione INFN, Turin, Italy*
- ³⁰ *Dipartimento di Scienze MIFT, Università di Messina, Messina, Italy*
- ³¹ *Dipartimento Interateneo di Fisica 'M. Merlin' and Sezione INFN, Bari, Italy*
- ³² *European Organization for Nuclear Research (CERN), Geneva, Switzerland*
- ³³ *Faculty of Electrical Engineering, Mechanical Engineering and Naval Architecture, University of Split, Split, Croatia*
- ³⁴ *Faculty of Nuclear Sciences and Physical Engineering, Czech Technical University in Prague, Prague, Czech Republic*
- ³⁵ *Faculty of Physics, Sofia University, Sofia, Bulgaria*
- ³⁶ *Faculty of Science, P.J. Šafárik University, Košice, Slovak Republic*
- ³⁷ *Faculty of Technology, Environmental and Social Sciences, Bergen, Norway*
- ³⁸ *Frankfurt Institute for Advanced Studies, Johann Wolfgang Goethe-Universität Frankfurt, Frankfurt, Germany*
- ³⁹ *Fudan University, Shanghai, China*
- ⁴⁰ *Gangneung-Wonju National University, Gangneung, Republic of Korea*
- ⁴¹ *Gauhati University, Department of Physics, Guwahati, India*
- ⁴² *Helmholtz-Institut für Strahlen- und Kernphysik, Rheinische Friedrich-Wilhelms-Universität Bonn, Bonn, Germany*
- ⁴³ *Helsinki Institute of Physics (HIP), Helsinki, Finland*
- ⁴⁴ *High Energy Physics Group, Universidad Autónoma de Puebla, Puebla, Mexico*
- ⁴⁵ *Horia Hulubei National Institute of Physics and Nuclear Engineering, Bucharest, Romania*
- ⁴⁶ *HUN-REN Wigner Research Centre for Physics, Budapest, Hungary*
- ⁴⁷ *Indian Institute of Technology Bombay (IIT), Mumbai, India*
- ⁴⁸ *Indian Institute of Technology Indore, Indore, India*
- ⁴⁹ *INFN, Laboratori Nazionali di Frascati, Frascati, Italy*
- ⁵⁰ *INFN, Sezione di Bari, Bari, Italy*
- ⁵¹ *INFN, Sezione di Bologna, Bologna, Italy*
- ⁵² *INFN, Sezione di Cagliari, Cagliari, Italy*
- ⁵³ *INFN, Sezione di Catania, Catania, Italy*
- ⁵⁴ *INFN, Sezione di Padova, Padova, Italy*
- ⁵⁵ *INFN, Sezione di Pavia, Pavia, Italy*
- ⁵⁶ *INFN, Sezione di Torino, Turin, Italy*
- ⁵⁷ *INFN, Sezione di Trieste, Trieste, Italy*
- ⁵⁸ *Inha University, Incheon, Republic of Korea*
- ⁵⁹ *Institute for Gravitational and Subatomic Physics (GRASP), Utrecht University/Nikhef, Utrecht, Netherlands*
- ⁶⁰ *Institute of Experimental Physics, Slovak Academy of Sciences, Košice, Slovak Republic*
- ⁶¹ *Institute of Physics, Homi Bhabha National Institute, Bhubaneswar, India*
- ⁶² *Institute of Physics of the Czech Academy of Sciences, Prague, Czech Republic*
- ⁶³ *Institute of Space Science (ISS), Bucharest, Romania*
- ⁶⁴ *Institut für Kernphysik, Johann Wolfgang Goethe-Universität Frankfurt, Frankfurt, Germany*
- ⁶⁵ *Instituto de Ciencias Nucleares, Universidad Nacional Autónoma de México, Mexico City, Mexico*
- ⁶⁶ *Instituto de Física, Universidade Federal do Rio Grande do Sul (UFRGS), Porto Alegre, Brazil*
- ⁶⁷ *Instituto de Física, Universidad Nacional Autónoma de México, Mexico City, Mexico*
- ⁶⁸ *iThemba LABS, National Research Foundation, Somerset West, South Africa*
- ⁶⁹ *Jeonbuk National University, Jeonju, Republic of Korea*
- ⁷⁰ *Johann-Wolfgang-Goethe Universität Frankfurt Institut für Informatik, Fachbereich Informatik und Mathematik, Frankfurt, Germany*
- ⁷¹ *Korea Institute of Science and Technology Information, Daejeon, Republic of Korea*

- ⁷² *Laboratoire de Physique Subatomique et de Cosmologie, Université Grenoble-Alpes, CNRS-IN2P3, Grenoble, France*
- ⁷³ *Lawrence Berkeley National Laboratory, Berkeley, California, United States*
- ⁷⁴ *Lund University Department of Physics, Division of Particle Physics, Lund, Sweden*
- ⁷⁵ *Nagasaki Institute of Applied Science, Nagasaki, Japan*
- ⁷⁶ *Nara Women's University (NWU), Nara, Japan*
- ⁷⁷ *National and Kapodistrian University of Athens, School of Science, Department of Physics, Athens, Greece*
- ⁷⁸ *National Centre for Nuclear Research, Warsaw, Poland*
- ⁷⁹ *National Institute of Science Education and Research, Homi Bhabha National Institute, Jatni, India*
- ⁸⁰ *National Nuclear Research Center, Baku, Azerbaijan*
- ⁸¹ *National Research and Innovation Agency — BRIN, Jakarta, Indonesia*
- ⁸² *Niels Bohr Institute, University of Copenhagen, Copenhagen, Denmark*
- ⁸³ *Nikhef, National institute for subatomic physics, Amsterdam, Netherlands*
- ⁸⁴ *Nuclear Physics Group, STFC Daresbury Laboratory, Daresbury, United Kingdom*
- ⁸⁵ *Nuclear Physics Institute of the Czech Academy of Sciences, Husinec-Řež, Czech Republic*
- ⁸⁶ *Oak Ridge National Laboratory, Oak Ridge, Tennessee, United States*
- ⁸⁷ *Ohio State University, Columbus, Ohio, United States*
- ⁸⁸ *Physics department, Faculty of science, University of Zagreb, Zagreb, Croatia*
- ⁸⁹ *Physics Department, Panjab University, Chandigarh, India*
- ⁹⁰ *Physics Department, University of Jammu, Jammu, India*
- ⁹¹ *Physics Program and International Institute for Sustainability with Knotted Chiral Meta Matter (WPI-SKCM²), Hiroshima University, Hiroshima, Japan*
- ⁹² *Physikalisches Institut, Eberhard-Karls-Universität Tübingen, Tübingen, Germany*
- ⁹³ *Physikalisches Institut, Ruprecht-Karls-Universität Heidelberg, Heidelberg, Germany*
- ⁹⁴ *Physik Department, Technische Universität München, Munich, Germany*
- ⁹⁵ *Politecnico di Bari and Sezione INFN, Bari, Italy*
- ⁹⁶ *Research Division and ExtreMe Matter Institute EMMI, GSI Helmholtzzentrum für Schwerionenforschung GmbH, Darmstadt, Germany*
- ⁹⁷ *Saga University, Saga, Japan*
- ⁹⁸ *Saha Institute of Nuclear Physics, Homi Bhabha National Institute, Kolkata, India*
- ⁹⁹ *School of Physics and Astronomy, University of Birmingham, Birmingham, United Kingdom*
- ¹⁰⁰ *Sección Física, Departamento de Ciencias, Pontificia Universidad Católica del Perú, Lima, Peru*
- ¹⁰¹ *Stefan Meyer Institut für Subatomare Physik (SMI), Vienna, Austria*
- ¹⁰² *SUBATECH, IMT Atlantique, Nantes Université, CNRS-IN2P3, Nantes, France*
- ¹⁰³ *Sungkyunkwan University, Suwon City, Republic of Korea*
- ¹⁰⁴ *Suranaree University of Technology, Nakhon Ratchasima, Thailand*
- ¹⁰⁵ *Technical University of Košice, Košice, Slovak Republic*
- ¹⁰⁶ *The Henryk Niewodniczanski Institute of Nuclear Physics, Polish Academy of Sciences, Cracow, Poland*
- ¹⁰⁷ *The University of Texas at Austin, Austin, Texas, United States*
- ¹⁰⁸ *Universidad Autónoma de Sinaloa, Culiacán, Mexico*
- ¹⁰⁹ *Universidade de São Paulo (USP), São Paulo, Brazil*
- ¹¹⁰ *Universidade Estadual de Campinas (UNICAMP), Campinas, Brazil*
- ¹¹¹ *Universidade Federal do ABC, Santo Andre, Brazil*
- ¹¹² *Universitatea Nationala de Stiinta si Tehnologie Politehnica Bucuresti, Bucharest, Romania*
- ¹¹³ *University of Cape Town, Cape Town, South Africa*
- ¹¹⁴ *University of Derby, Derby, United Kingdom*
- ¹¹⁵ *University of Houston, Houston, Texas, United States*
- ¹¹⁶ *University of Jyväskylä, Jyväskylä, Finland*
- ¹¹⁷ *University of Kansas, Lawrence, Kansas, United States*
- ¹¹⁸ *University of Liverpool, Liverpool, United Kingdom*
- ¹¹⁹ *University of Science and Technology of China, Hefei, China*
- ¹²⁰ *University of South-Eastern Norway, Kongsberg, Norway*
- ¹²¹ *University of Tennessee, Knoxville, Tennessee, United States*

- ¹²² *University of the Witwatersrand, Johannesburg, South Africa*
- ¹²³ *University of Tokyo, Tokyo, Japan*
- ¹²⁴ *University of Tsukuba, Tsukuba, Japan*
- ¹²⁵ *Universität Münster, Institut für Kernphysik, Münster, Germany*
- ¹²⁶ *Université Clermont Auvergne, CNRS/IN2P3, LPC, Clermont-Ferrand, France*
- ¹²⁷ *Université de Lyon, CNRS/IN2P3, Institut de Physique des 2 Infinis de Lyon, Lyon, France*
- ¹²⁸ *Université de Strasbourg, CNRS, IPHC UMR 7178, F-67000 Strasbourg, France, Strasbourg, France*
- ¹²⁹ *Université Paris-Saclay, Centre d'Etudes de Saclay (CEA), IRFU, Département de Physique Nucléaire (DPhN), Saclay, France*
- ¹³⁰ *Université Paris-Saclay, CNRS/IN2P3, IJCLab, Orsay, France*
- ¹³¹ *Università degli Studi di Foggia, Foggia, Italy*
- ¹³² *Università del Piemonte Orientale, Vercelli, Italy*
- ¹³³ *Università di Brescia, Brescia, Italy*
- ¹³⁴ *Variable Energy Cyclotron Centre, Homi Bhabha National Institute, Kolkata, India*
- ¹³⁵ *Warsaw University of Technology, Warsaw, Poland*
- ¹³⁶ *Wayne State University, Detroit, Michigan, United States*
- ¹³⁷ *Yale University, New Haven, Connecticut, United States*
- ¹³⁸ *Yildiz Technical University, Istanbul, Turkey*
- ¹³⁹ *Yonsei University, Seoul, Republic of Korea*
- ¹⁴⁰ *Affiliated with an institute covered by a cooperation agreement with CERN*
- ¹⁴¹ *Affiliated with an international laboratory covered by a cooperation agreement with CERN.*

^I *Deceased*

^{II} *Also at: Max-Planck-Institut für Physik, Munich, Germany*

^{III} *Also at: Italian National Agency for New Technologies, Energy and Sustainable Economic Development (ENEA), Bologna, Italy*

^{IV} *Also at: Dipartimento DET del Politecnico di Torino, Turin, Italy*

^V *Also at: Department of Applied Physics, Aligarh Muslim University, Aligarh, India*

^{VI} *Also at: Institute of Theoretical Physics, University of Wrocław, Poland*

^{VII} *Also at: Facultad de Ciencias, Universidad Nacional Autónoma de México, Mexico City, Mexico*